



ANNUAL STATEMENT
 FOR THE YEAR ENDED DECEMBER 31, 2009
 OF THE CONDITION AND AFFAIRS OF THE
Allegheny Casualty Company

NAIC Group Code 0000, 0000 NAIC Company Code 13285 Employer's ID Number 25-0315340
(Current Period) (Prior Period)

Organized under the Laws of Pennsylvania, State of Domicile or Port of Entry Pennsylvania

Country of Domicile US

Incorporated/Organized April 15, 1936 Commenced Business April 21, 1936

Statutory Home Office 485 Chestnut Street, Meadville, Pennsylvania 16335-4407
(Street and Number, City or Town, State and Zip Code)

Main Administrative Office 485 Chestnut Street, Meadville, Pennsylvania 16335-4407 814-336-2521
(Street and Number, City or Town, State and Zip Code) (Area Code) (Telephone Number)

Mail Address PO Box 1116, Meadville, Pennsylvania 16335-7116
(Street and Number or P.O. Box, City or Town, State and Zip Code)

Primary Location of Books and Records 485 Chestnut Street, Meadville, Pennsylvania 16335-4407
(Street and Number, City or Town, State and Zip Code)
814-336-2521
(Area Code) (Telephone Number)

Internet Website Address N/A

Statutory Statement Contact John Christopher Soff 814-336-2521
(Name) (Area Code) (Telephone Number) (Extension)
JCSoff@fic-acc.com 814-333-6241
(E-Mail Address) (Fax Number)

OFFICERS

Robert William Minster# (President)
 Francis Louis Mitterhoff# (Vice President)
 John Christopher Soff (Secretary)
 John Christopher Soff# (Treasurer)

OTHER OFFICERS

Brian Nathan Nairin# (Vice President)

DIRECTORS OR TRUSTEES

Robert William Minster#
 John Christopher Soff
 Brian Nathan Nairin
 Norman Roger Konvitz
 Michael Myer Abergel
 Jerry Wayne Watson
 Francis Louis Mitterhoff
 Vincent Mark Riccordella#
 Mark Paul Francis#

State of New Jersey }
 County of Essex } SS

The officers of this reporting entity being duly sworn, each depose and say that they are the described officers of said reporting entity, and that on the reporting period stated above, all of the herein described assets were the absolute property of the said reporting entity, free and clear from any liens or claims thereon, except as herein stated, and that this statement, together with related exhibits, schedules and explanations therein contained, annexed or referred to, is a full and true statement of all the assets and liabilities and of the condition and affairs of the said reporting entity as of the reporting period stated above, and of its income and deductions therefrom for the period ended, and have been completed in accordance with the NAIC Annual Statement Instructions and Accounting Practices and Procedures manual except to the extent that: (1) state law may differ; or, (2) that state rules or regulations require differences in reporting not related to accounting practices and procedures, according to the best of their information, knowledge and belief, respectively. Furthermore, the scope of this attestation by the described officers also includes the related corresponding electronic filing with the NAIC, when required, that is an exact copy (except for formatting differences due to electronic filing) of the enclosed statement. The electronic filing may be requested by various regulators in lieu of or in addition to the enclosed statement.

 Robert William Minster#
 President

 John Christopher Soff
 Secretary

 John Christopher Soff#
 Treasurer

Subscribed and sworn to before me this
 15 day of February, 2010

- a. Is this an original filing? Yes (X) No ()
- b. If no: 1. State the amendment number _____
2. Date filed _____
3. Number of pages attached _____



EXHIBIT OF PREMIUMS AND LOSSES (Statutory Page 14)
BUSINESS IN THE STATE OF ALABAMA DURING THE YEAR 2009

Line of Business	Gross Premiums, Including Policy and Membership Fees, Less Return Premiums and Premiums on Policies not Taken		3 Dividends Paid or Credited to Policyholders on Direct Business	4 Direct Unearned Premium Reserves	5 Direct Losses Paid (deducting salvage)	6 Direct Losses Incurred	7 Direct Losses Unpaid	8 Direct Defense and Cost Containment Expense Paid	9 Direct Defense and Cost Containment Expense Incurred	10 Direct Defense and Cost Containment Expense Unpaid	11 Commissions and Brokerage Expenses	12 Taxes, Licenses and Fees
	1 Direct Premiums Written	2 Direct Premiums Earned										
1. Fire												
2.1 Allied lines												
2.2 Multiple peril crop												
2.3 Federal flood												
3. Farmowners multiple peril												
4. Homeowners multiple peril												
5.1 Commercial multiple peril (non-liability portion)												
5.2 Commercial multiple peril (liability portion)												
6. Mortgage guaranty												
8. Ocean marine												
9. Inland marine												
10. Financial guaranty												
11. Medical professional liability												
12. Earthquake												
13. Group accident and health (b)												
14. Credit A and H (group and individual)												
15.1 Collectively renewable A and H (b)												
15.2 Non-cancellable A and H (b)												
15.3 Guaranteed renewable A and H (b)												
15.4 Non-renewable for stated reasons only (b)												
15.5 Other accident only												
15.6 Medicare Title XVIII exempt from state taxes or fees												
15.7 All other A and H (b)												
15.8 Federal employees health benefits program premium (b)												
16. Workers' compensation												
17.1 Other liability - occurrence												
17.2 Other liability - claims-made												
17.3 Excess workers' compensation												
18. Products liability												
19.1 Private passenger auto no-fault (personal injury protection)												
19.2 Other private passenger auto liability												
19.3 Commercial auto no-fault (personal injury protection)												
19.4 Other commercial auto liability												
21.1 Private passenger auto physical damage												
21.2 Commercial auto physical damage												
22. Aircraft (all perils)												
23. Fidelity												
24. Surety	100,038	98,939		27,881			2,130			533		5,192
26. Burglary and theft												
27. Boiler and machinery												
28. Credit												
30. Warranty												
34. Aggregate write-ins for other lines of business												
35. TOTALS (a)	100,038	98,939		27,881			2,130			533		5,192
DETAILS OF WRITE-INS												
3401.												
3402.												
3403.												
3498. Summary of remaining write-ins for Line 34 from overflow page												
3499. Totals (Line 3401 through Line 3403 plus Line 3498) (Line 34 above)												

19AL

(a) Finance and service charges not included in Line 1 to Line 35 \$
 (b) For health business on indicated lines report: Number of persons insured under PPO managed care products and number of persons insured under indemnity only products



EXHIBIT OF PREMIUMS AND LOSSES (Statutory Page 14)
BUSINESS IN THE STATE OF ALASKA DURING THE YEAR 2009

Line of Business	Gross Premiums, Including Policy and Membership Fees, Less Return Premiums and Premiums on Policies not Taken		3	4	5	6	7	8	9	10	11	12
	1 Direct Premiums Written	2 Direct Premiums Earned	Dividends Paid or Credited to Policyholders on Direct Business	Direct Unearned Premium Reserves	Direct Losses Paid (deducting salvage)	Direct Losses Incurred	Direct Losses Unpaid	Direct Defense and Cost Containment Expense Paid	Direct Defense and Cost Containment Expense Incurred	Direct Defense and Cost Containment Expense Unpaid	Commissions and Brokerage Expenses	Taxes, Licenses and Fees
1. Fire												
2.1 Allied lines												
2.2 Multiple peril crop												
2.3 Federal flood												
3. Farmowners multiple peril												
4. Homeowners multiple peril												
5.1 Commercial multiple peril (non-liability portion)												
5.2 Commercial multiple peril (liability portion)												
6. Mortgage guaranty												
8. Ocean marine												
9. Inland marine												
10. Financial guaranty												
11. Medical professional liability												
12. Earthquake												
13. Group accident and health (b)												
14. Credit A and H (group and individual)												
15.1 Collectively renewable A and H (b)												
15.2 Non-cancellable A and H (b)												
15.3 Guaranteed renewable A and H (b)												
15.4 Non-renewable for stated reasons only (b)												
15.5 Other accident only												
15.6 Medicare Title XVIII exempt from state taxes or fees												
15.7 All other A and H (b)												
15.8 Federal employees health benefits program premium (b)												
16. Workers' compensation												
17.1 Other liability - occurrence												
17.2 Other liability - claims-made												
17.3 Excess workers' compensation												
18. Products liability												
19.1 Private passenger auto no-fault (personal injury protection)												
19.2 Other private passenger auto liability												
19.3 Commercial auto no-fault (personal injury protection)												
19.4 Other commercial auto liability												
21.1 Private passenger auto physical damage												
21.2 Commercial auto physical damage												
22. Aircraft (all perils)												
23. Fidelity												
24. Surety	255	128		127								2,408
26. Burglary and theft												
27. Boiler and machinery												
28. Credit												
30. Warranty												
34. Aggregate write-ins for other lines of business												
35. TOTALS (a)	255	128		127								2,408
DETAILS OF WRITE-INS												
3401												
3402												
3403												
3498. Summary of remaining write-ins for Line 34 from overflow page												
3499. Totals (Line 3401 through Line 3403 plus Line 3498) (Line 34 above)												

19AK

(a) Finance and service charges not included in Line 1 to Line 35 \$
 (b) For health business on indicated lines report: Number of persons insured under PPO managed care products and number of persons insured under indemnity only products



EXHIBIT OF PREMIUMS AND LOSSES (Statutory Page 14)
BUSINESS IN THE STATE OF ARIZONA DURING THE YEAR 2009

Line of Business	Gross Premiums, Including Policy and Membership Fees, Less Return Premiums and Premiums on Policies not Taken		3	4	5	6	7	8	9	10	11	12
	1 Direct Premiums Written	2 Direct Premiums Earned	Dividends Paid or Credited to Policyholders on Direct Business	Direct Unearned Premium Reserves	Direct Losses Paid (deducting salvage)	Direct Losses Incurred	Direct Losses Unpaid	Direct Defense and Cost Containment Expense Paid	Direct Defense and Cost Containment Expense Incurred	Direct Defense and Cost Containment Expense Unpaid	Commissions and Brokerage Expenses	Taxes, Licenses and Fees
1. Fire												
2.1 Allied lines												
2.2 Multiple peril crop												
2.3 Federal flood												
3. Farmowners multiple peril												
4. Homeowners multiple peril												
5.1 Commercial multiple peril (non-liability portion)												
5.2 Commercial multiple peril (liability portion)												
6. Mortgage guaranty												
8. Ocean marine												
9. Inland marine												
10. Financial guaranty												
11. Medical professional liability												
12. Earthquake												
13. Group accident and health (b)												
14. Credit A and H (group and individual)												
15.1 Collectively renewable A and H (b)												
15.2 Non-cancellable A and H (b)												
15.3 Guaranteed renewable A and H (b)												
15.4 Non-renewable for stated reasons only (b)												
15.5 Other accident only												
15.6 Medicare Title XVIII exempt from state taxes or fees												
15.7 All other A and H (b)												
15.8 Federal employees health benefits program premium (b)												
16. Workers' compensation												
17.1 Other liability - occurrence												
17.2 Other liability - claims-made												
17.3 Excess workers' compensation												
18. Products liability												
19.1 Private passenger auto no-fault (personal injury protection)												
19.2 Other private passenger auto liability												
19.3 Commercial auto no-fault (personal injury protection)												
19.4 Other commercial auto liability												
21.1 Private passenger auto physical damage												
21.2 Commercial auto physical damage												
22. Aircraft (all perils)												
23. Fidelity												
24. Surety	190,548	188,082		9,371		6,923	6,923		1,731	1,731	20,521	6,280
26. Burglary and theft												
27. Boiler and machinery												
28. Credit												
30. Warranty												
34. Aggregate write-ins for other lines of business												
35. TOTALS (a)	190,548	188,082		9,371		6,923	6,923		1,731	1,731	20,521	6,280
DETAILS OF WRITE-INS												
3401.												
3402.												
3403.												
3498. Summary of remaining write-ins for Line 34 from overflow page												
3499. Totals (Line 3401 through Line 3403 plus Line 3498) (Line 34 above)												

19AZ

(a) Finance and service charges not included in Line 1 to Line 35 \$
 (b) For health business on indicated lines report: Number of persons insured under PPO managed care products and number of persons insured under indemnity only products



EXHIBIT OF PREMIUMS AND LOSSES (Statutory Page 14)
BUSINESS IN THE STATE OF ARKANSAS DURING THE YEAR 2009

Line of Business	Gross Premiums, Including Policy and Membership Fees, Less Return Premiums and Premiums on Policies not Taken		3	4	5	6	7	8	9	10	11	12
	1 Direct Premiums Written	2 Direct Premiums Earned	Dividends Paid or Credited to Policyholders on Direct Business	Direct Unearned Premium Reserves	Direct Losses Paid (deducting salvage)	Direct Losses Incurred	Direct Losses Unpaid	Direct Defense and Cost Containment Expense Paid	Direct Defense and Cost Containment Expense Incurred	Direct Defense and Cost Containment Expense Unpaid	Commissions and Brokerage Expenses	Taxes, Licenses and Fees
1. Fire												
2.1 Allied lines												
2.2 Multiple peril crop												
2.3 Federal flood												
3. Farmowners multiple peril												
4. Homeowners multiple peril												
5.1 Commercial multiple peril (non-liability portion)												
5.2 Commercial multiple peril (liability portion)												
6. Mortgage guaranty												
8. Ocean marine												
9. Inland marine												
10. Financial guaranty												
11. Medical professional liability												
12. Earthquake												
13. Group accident and health (b)												
14. Credit A and H (group and individual)												
15.1 Collectively renewable A and H (b)												
15.2 Non-cancellable A and H (b)												
15.3 Guaranteed renewable A and H (b)												
15.4 Non-renewable for stated reasons only (b)												
15.5 Other accident only												
15.6 Medicare Title XVIII exempt from state taxes or fees												
15.7 All other A and H (b)												
15.8 Federal employees health benefits program premium (b)												
16. Workers' compensation												
17.1 Other liability - occurrence												
17.2 Other liability - claims-made												
17.3 Excess workers' compensation												
18. Products liability												
19.1 Private passenger auto no-fault (personal injury protection)												
19.2 Other private passenger auto liability												
19.3 Commercial auto no-fault (personal injury protection)												
19.4 Other commercial auto liability												
21.1 Private passenger auto physical damage												
21.2 Commercial auto physical damage												
22. Aircraft (all perils)												
23. Fidelity												
24. Surety	21,507	26,514				2,150	3,352	538	838	6,377	2,993	
26. Burglary and theft												
27. Boiler and machinery												
28. Credit												
30. Warranty												
34. Aggregate write-ins for other lines of business												
35. TOTALS (a)	21,507	26,514				2,150	3,352	538	838	6,377	2,993	
DETAILS OF WRITE-INS												
3401												
3402												
3403												
3498. Summary of remaining write-ins for Line 34 from overflow page												
3499. Totals (Line 3401 through Line 3403 plus Line 3498) (Line 34 above)												

19AR

(a) Finance and service charges not included in Line 1 to Line 35 \$
 (b) For health business on indicated lines report: Number of persons insured under PPO managed care products and number of persons insured under indemnity only products



EXHIBIT OF PREMIUMS AND LOSSES (Statutory Page 14)
BUSINESS IN THE STATE OF CALIFORNIA DURING THE YEAR 2009

Line of Business	Gross Premiums, Including Policy and Membership Fees, Less Return Premiums and Premiums on Policies not Taken		3	4	5	6	7	8	9	10	11	12
	1 Direct Premiums Written	2 Direct Premiums Earned	Dividends Paid or Credited to Policyholders on Direct Business	Direct Unearned Premium Reserves	Direct Losses Paid (deducting salvage)	Direct Losses Incurred	Direct Losses Unpaid	Direct Defense and Cost Containment Expense Paid	Direct Defense and Cost Containment Expense Incurred	Direct Defense and Cost Containment Expense Unpaid	Commissions and Brokerage Expenses	Taxes, Licenses and Fees
1. Fire												
2.1 Allied lines												
2.2 Multiple peril crop												
2.3 Federal flood												
3. Farmowners multiple peril												
4. Homeowners multiple peril												
5.1 Commercial multiple peril (non-liability portion)												
5.2 Commercial multiple peril (liability portion)												
6. Mortgage guaranty												
8. Ocean marine												
9. Inland marine												
10. Financial guaranty												
11. Medical professional liability												
12. Earthquake												
13. Group accident and health (b)												
14. Credit A and H (group and individual)												
15.1 Collectively renewable A and H (b)												
15.2 Non-cancellable A and H (b)												
15.3 Guaranteed renewable A and H (b)												
15.4 Non-renewable for stated reasons only (b)												
15.5 Other accident only												
15.6 Medicare Title XVIII exempt from state taxes or fees												
15.7 All other A and H (b)												
15.8 Federal employees health benefits program premium (b)												
16. Workers' compensation												
17.1 Other liability - occurrence												
17.2 Other liability - claims-made												
17.3 Excess workers' compensation												
18. Products liability												
19.1 Private passenger auto no-fault (personal injury protection)												
19.2 Other private passenger auto liability												
19.3 Commercial auto no-fault (personal injury protection)												
19.4 Other commercial auto liability												
21.1 Private passenger auto physical damage												
21.2 Commercial auto physical damage												
22. Aircraft (all perils)												
23. Fidelity												
24. Surety	6,669,908	6,265,911		891,710	559,623	2,009,094	1,477,864	30,718	406,791	383,171	260,975	177,281
26. Burglary and theft												
27. Boiler and machinery												
28. Credit												
30. Warranty												
34. Aggregate write-ins for other lines of business												
35. TOTALS (a)	6,669,908	6,265,911		891,710	559,623	2,009,094	1,477,864	30,718	406,791	383,171	260,975	177,281
DETAILS OF WRITE-INS												
3401.												
3402.												
3403.												
3498. Summary of remaining write-ins for Line 34 from overflow page												
3499. Totals (Line 3401 through Line 3403 plus Line 3498) (Line 34 above)												

19CA

(a) Finance and service charges not included in Line 1 to Line 35 \$
 (b) For health business on indicated lines report: Number of persons insured under PPO managed care products and number of persons insured under indemnity only products



EXHIBIT OF PREMIUMS AND LOSSES (Statutory Page 14)
BUSINESS IN THE STATE OF COLORADO DURING THE YEAR 2009

Line of Business	Gross Premiums, Including Policy and Membership Fees, Less Return Premiums and Premiums on Policies not Taken		3	4	5	6	7	8	9	10	11	12
	1 Direct Premiums Written	2 Direct Premiums Earned	Dividends Paid or Credited to Policyholders on Direct Business	Direct Unearned Premium Reserves	Direct Losses Paid (deducting salvage)	Direct Losses Incurred	Direct Losses Unpaid	Direct Defense and Cost Containment Expense Paid	Direct Defense and Cost Containment Expense Incurred	Direct Defense and Cost Containment Expense Unpaid	Commissions and Brokerage Expenses	Taxes, Licenses and Fees
1. Fire												
2.1 Allied lines												
2.2 Multiple peril crop												
2.3 Federal flood												
3. Farmowners multiple peril												
4. Homeowners multiple peril												
5.1 Commercial multiple peril (non-liability portion)												
5.2 Commercial multiple peril (liability portion)												
6. Mortgage guaranty												
8. Ocean marine												
9. Inland marine												
10. Financial guaranty												
11. Medical professional liability												
12. Earthquake												
13. Group accident and health (b)												
14. Credit A and H (group and individual)												
15.1 Collectively renewable A and H (b)												
15.2 Non-cancellable A and H (b)												
15.3 Guaranteed renewable A and H (b)												
15.4 Non-renewable for stated reasons only (b)												
15.5 Other accident only												
15.6 Medicare Title XVIII exempt from state taxes or fees												
15.7 All other A and H (b)												
15.8 Federal employees health benefits program premium (b)												
16. Workers' compensation												
17.1 Other liability - occurrence												
17.2 Other liability - claims-made												
17.3 Excess workers' compensation												
18. Products liability												
19.1 Private passenger auto no-fault (personal injury protection)												
19.2 Other private passenger auto liability												
19.3 Commercial auto no-fault (personal injury protection)												
19.4 Other commercial auto liability												
21.1 Private passenger auto physical damage												
21.2 Commercial auto physical damage												
22. Aircraft (all perils)												
23. Fidelity												
24. Surety	148,721	135,070		28,167			2,134			534		22,104
26. Burglary and theft												
27. Boiler and machinery												
28. Credit												
30. Warranty												
34. Aggregate write-ins for other lines of business												
35. TOTALS (a)	148,721	135,070		28,167			2,134			534		22,104
DETAILS OF WRITE-INS												
3401												
3402												
3403												
3498. Summary of remaining write-ins for Line 34 from overflow page												
3499. Totals (Line 3401 through Line 3403 plus Line 3498) (Line 34 above)												

19CC

(a) Finance and service charges not included in Line 1 to Line 35 \$
 (b) For health business on indicated lines report: Number of persons insured under PPO managed care products and number of persons insured under indemnity only products



EXHIBIT OF PREMIUMS AND LOSSES (Statutory Page 14)
BUSINESS IN THE STATE OF CONNECTICUT DURING THE YEAR 2009

Line of Business	Gross Premiums, Including Policy and Membership Fees, Less Return Premiums and Premiums on Policies not Taken		3 Dividends Paid or Credited to Policyholders on Direct Business	4 Direct Unearned Premium Reserves	5 Direct Losses Paid (deducting salvage)	6 Direct Losses Incurred	7 Direct Losses Unpaid	8 Direct Defense and Cost Containment Expense Paid	9 Direct Defense and Cost Containment Expense Incurred	10 Direct Defense and Cost Containment Expense Unpaid	11 Commissions and Brokerage Expenses	12 Taxes, Licenses and Fees
	1 Direct Premiums Written	2 Direct Premiums Earned										
1. Fire												
2.1 Allied lines												
2.2 Multiple peril crop												
2.3 Federal flood												
3. Farmowners multiple peril												
4. Homeowners multiple peril												
5.1 Commercial multiple peril (non-liability portion)												
5.2 Commercial multiple peril (liability portion)												
6. Mortgage guaranty												
8. Ocean marine												
9. Inland marine												
10. Financial guaranty												
11. Medical professional liability												
12. Earthquake												
13. Group accident and health (b)												
14. Credit A and H (group and individual)												
15.1 Collectively renewable A and H (b)												
15.2 Non-cancellable A and H (b)												
15.3 Guaranteed renewable A and H (b)												
15.4 Non-renewable for stated reasons only (b)												
15.5 Other accident only												
15.6 Medicare Title XVIII exempt from state taxes or fees												
15.7 All other A and H (b)												
15.8 Federal employees health benefits program premium (b)												
16. Workers' compensation												
17.1 Other liability - occurrence												
17.2 Other liability - claims-made												
17.3 Excess workers' compensation												
18. Products liability												
19.1 Private passenger auto no-fault (personal injury protection)												
19.2 Other private passenger auto liability												
19.3 Commercial auto no-fault (personal injury protection)												
19.4 Other commercial auto liability												
21.1 Private passenger auto physical damage												
21.2 Commercial auto physical damage												
22. Aircraft (all perils)												
23. Fidelity												
24. Surety	296,719	316,644		49,132		156	156	39	39	467	24,991	
26. Burglary and theft												
27. Boiler and machinery												
28. Credit												
30. Warranty												
34. Aggregate write-ins for other lines of business												
35. TOTALS (a)	296,719	316,644		49,132		156	156	39	39	467	24,991	
DETAILS OF WRITE-INS												
3401												
3402												
3403												
3498. Summary of remaining write-ins for Line 34 from overflow page												
3499. Totals (Line 3401 through Line 3403 plus Line 3498) (Line 34 above)												

19CT

(a) Finance and service charges not included in Line 1 to Line 35 \$
 (b) For health business on indicated lines report: Number of persons insured under PPO managed care products and number of persons insured under indemnity only products



EXHIBIT OF PREMIUMS AND LOSSES (Statutory Page 14)
BUSINESS IN THE STATE OF DELAWARE DURING THE YEAR 2009

Line of Business	Gross Premiums, Including Policy and Membership Fees, Less Return Premiums and Premiums on Policies not Taken		3	4	5	6	7	8	9	10	11	12
	1 Direct Premiums Written	2 Direct Premiums Earned	Dividends Paid or Credited to Policyholders on Direct Business	Direct Unearned Premium Reserves	Direct Losses Paid (deducting salvage)	Direct Losses Incurred	Direct Losses Unpaid	Direct Defense and Cost Containment Expense Paid	Direct Defense and Cost Containment Expense Incurred	Direct Defense and Cost Containment Expense Unpaid	Commissions and Brokerage Expenses	Taxes, Licenses and Fees
1. Fire												
2.1 Allied lines												
2.2 Multiple peril crop												
2.3 Federal flood												
3. Farmowners multiple peril												
4. Homeowners multiple peril												
5.1 Commercial multiple peril (non-liability portion)												
5.2 Commercial multiple peril (liability portion)												
6. Mortgage guaranty												
8. Ocean marine												
9. Inland marine												
10. Financial guaranty												
11. Medical professional liability												
12. Earthquake												
13. Group accident and health (b)												
14. Credit A and H (group and individual)												
15.1 Collectively renewable A and H (b)												
15.2 Non-cancellable A and H (b)												
15.3 Guaranteed renewable A and H (b)												
15.4 Non-renewable for stated reasons only (b)												
15.5 Other accident only												
15.6 Medicare Title XVIII exempt from state taxes or fees												
15.7 All other A and H (b)												
15.8 Federal employees health benefits program premium (b)												
16. Workers' compensation												
17.1 Other liability - occurrence												
17.2 Other liability - claims-made												
17.3 Excess workers' compensation												
18. Products liability												
19.1 Private passenger auto no-fault (personal injury protection)												
19.2 Other private passenger auto liability												
19.3 Commercial auto no-fault (personal injury protection)												
19.4 Other commercial auto liability												
21.1 Private passenger auto physical damage												
21.2 Commercial auto physical damage												
22. Aircraft (all perils)												
23. Fidelity												
24. Surety	42,280	23,782		18,498		1,849	4,228		462	1,057	11,570	2,273
26. Burglary and theft												
27. Boiler and machinery												
28. Credit												
30. Warranty												
34. Aggregate write-ins for other lines of business												
35. TOTALS (a)	42,280	23,782		18,498		1,849	4,228		462	1,057	11,570	2,273
DETAILS OF WRITE-INS												
3401												
3402												
3403												
3498. Summary of remaining write-ins for Line 34 from overflow page												
3499. Totals (Line 3401 through Line 3403 plus Line 3498) (Line 34 above)												

19DE

(a) Finance and service charges not included in Line 1 to Line 35 \$
 (b) For health business on indicated lines report: Number of persons insured under PPO managed care products and number of persons insured under indemnity only products



EXHIBIT OF PREMIUMS AND LOSSES (Statutory Page 14)
BUSINESS IN THE STATE OF DISTRICT OF COLUMBIA DURING THE YEAR 2009

Line of Business	Gross Premiums, Including Policy and Membership Fees, Less Return Premiums and Premiums on Policies not Taken		3	4	5	6	7	8	9	10	11	12
	1 Direct Premiums Written	2 Direct Premiums Earned	Dividends Paid or Credited to Policyholders on Direct Business	Direct Unearned Premium Reserves	Direct Losses Paid (deducting salvage)	Direct Losses Incurred	Direct Losses Unpaid	Direct Defense and Cost Containment Expense Paid	Direct Defense and Cost Containment Expense Incurred	Direct Defense and Cost Containment Expense Unpaid	Commissions and Brokerage Expenses	Taxes, Licenses and Fees
1. Fire												
2.1 Allied lines												
2.2 Multiple peril crop												
2.3 Federal flood												
3. Farmowners multiple peril												
4. Homeowners multiple peril												
5.1 Commercial multiple peril (non-liability portion)												
5.2 Commercial multiple peril (liability portion)												
6. Mortgage guaranty												
8. Ocean marine												
9. Inland marine												
10. Financial guaranty												
11. Medical professional liability												
12. Earthquake												
13. Group accident and health (b)												
14. Credit A and H (group and individual)												
15.1 Collectively renewable A and H (b)												
15.2 Non-cancellable A and H (b)												
15.3 Guaranteed renewable A and H (b)												
15.4 Non-renewable for stated reasons only (b)												
15.5 Other accident only												
15.6 Medicare Title XVIII exempt from state taxes or fees												
15.7 All other A and H (b)												
15.8 Federal employees health benefits program premium (b)												
16. Workers' compensation												
17.1 Other liability - occurrence												
17.2 Other liability - claims-made												
17.3 Excess workers' compensation												
18. Products liability												
19.1 Private passenger auto no-fault (personal injury protection)												
19.2 Other private passenger auto liability												
19.3 Commercial auto no-fault (personal injury protection)												
19.4 Other commercial auto liability												
21.1 Private passenger auto physical damage												
21.2 Commercial auto physical damage												
22. Aircraft (all perils)												
23. Fidelity												
24. Surety	1,125	844		281		(71)	112		(18)	28	338	1,643
26. Burglary and theft												
27. Boiler and machinery												
28. Credit												
30. Warranty												
34. Aggregate write-ins for other lines of business												
35. TOTALS (a)	1,125	844		281		(71)	112		(18)	28	338	1,643
DETAILS OF WRITE-INS												
3401												
3402												
3403												
3498. Summary of remaining write-ins for Line 34 from overflow page												
3499. Totals (Line 3401 through Line 3403 plus Line 3498) (Line 34 above)												

19DC

(a) Finance and service charges not included in Line 1 to Line 35 \$
 (b) For health business on indicated lines report: Number of persons insured under PPO managed care products and number of persons insured under indemnity only products



EXHIBIT OF PREMIUMS AND LOSSES (Statutory Page 14)
BUSINESS IN THE STATE OF FLORIDA DURING THE YEAR 2009

Line of Business	Gross Premiums, Including Policy and Membership Fees, Less Return Premiums and Premiums on Policies not Taken		3	4	5	6	7	8	9	10	11	12
	1 Direct Premiums Written	2 Direct Premiums Earned	Dividends Paid or Credited to Policyholders on Direct Business	Direct Unearned Premium Reserves	Direct Losses Paid (deducting salvage)	Direct Losses Incurred	Direct Losses Unpaid	Direct Defense and Cost Containment Expense Paid	Direct Defense and Cost Containment Expense Incurred	Direct Defense and Cost Containment Expense Unpaid	Commissions and Brokerage Expenses	Taxes, Licenses and Fees
1. Fire												
2.1 Allied lines												
2.2 Multiple peril crop												
2.3 Federal flood												
3. Farmowners multiple peril												
4. Homeowners multiple peril												
5.1 Commercial multiple peril (non-liability portion)												
5.2 Commercial multiple peril (liability portion)												
6. Mortgage guaranty												
8. Ocean marine												
9. Inland marine												
10. Financial guaranty												
11. Medical professional liability												
12. Earthquake												
13. Group accident and health (b)												
14. Credit A and H (group and individual)												
15.1 Collectively renewable A and H (b)												
15.2 Non-cancellable A and H (b)												
15.3 Guaranteed renewable A and H (b)												
15.4 Non-renewable for stated reasons only (b)												
15.5 Other accident only												
15.6 Medicare Title XVIII exempt from state taxes or fees												
15.7 All other A and H (b)												
15.8 Federal employees health benefits program premium (b)												
16. Workers' compensation												
17.1 Other liability - occurrence												
17.2 Other liability - claims-made												
17.3 Excess workers' compensation												
18. Products liability												
19.1 Private passenger auto no-fault (personal injury protection)					16,744	366						
19.2 Other private passenger auto liability												
19.3 Commercial auto no-fault (personal injury protection)												
19.4 Other commercial auto liability												
21.1 Private passenger auto physical damage												
21.2 Commercial auto physical damage												
22. Aircraft (all perils)												
23. Fidelity												
24. Surety	6,816,149	6,572,134		244,015		6,966	7,702	1,742	1,926	5,903	260,253	
26. Burglary and theft												
27. Boiler and machinery												
28. Credit												
30. Warranty												
34. Aggregate write-ins for other lines of business												
35. TOTALS (a)	6,816,149	6,572,134		244,015	16,744	7,332	7,702	1,742	1,926	5,903	260,253	
DETAILS OF WRITE-INS												
3401												
3402												
3403												
3498. Summary of remaining write-ins for Line 34 from overflow page												
3499. Totals (Line 3401 through Line 3403 plus Line 3498) (Line 34 above)												

19FL

(a) Finance and service charges not included in Line 1 to Line 35 \$
 (b) For health business on indicated lines report: Number of persons insured under PPO managed care products and number of persons insured under indemnity only products



EXHIBIT OF PREMIUMS AND LOSSES (Statutory Page 14)
BUSINESS IN THE STATE OF GEORGIA DURING THE YEAR 2009

Line of Business	Gross Premiums, Including Policy and Membership Fees, Less Return Premiums and Premiums on Policies not Taken		3	4	5	6	7	8	9	10	11	12
	1 Direct Premiums Written	2 Direct Premiums Earned	Dividends Paid or Credited to Policyholders on Direct Business	Direct Unearned Premium Reserves	Direct Losses Paid (deducting salvage)	Direct Losses Incurred	Direct Losses Unpaid	Direct Defense and Cost Containment Expense Paid	Direct Defense and Cost Containment Expense Incurred	Direct Defense and Cost Containment Expense Unpaid	Commissions and Brokerage Expenses	Taxes, Licenses and Fees
1. Fire												
2.1 Allied lines												
2.2 Multiple peril crop												
2.3 Federal flood												
3. Farmowners multiple peril												
4. Homeowners multiple peril												
5.1 Commercial multiple peril (non-liability portion)												
5.2 Commercial multiple peril (liability portion)												
6. Mortgage guaranty												
8. Ocean marine												
9. Inland marine												
10. Financial guaranty												
11. Medical professional liability												
12. Earthquake												
13. Group accident and health (b)												
14. Credit A and H (group and individual)												
15.1 Collectively renewable A and H (b)												
15.2 Non-cancellable A and H (b)												
15.3 Guaranteed renewable A and H (b)												
15.4 Non-renewable for stated reasons only (b)												
15.5 Other accident only												
15.6 Medicare Title XVIII exempt from state taxes or fees												
15.7 All other A and H (b)												
15.8 Federal employees health benefits program premium (b)												
16. Workers' compensation												
17.1 Other liability - occurrence												
17.2 Other liability - claims-made												
17.3 Excess workers' compensation												
18. Products liability												
19.1 Private passenger auto no-fault (personal injury protection)												
19.2 Other private passenger auto liability												
19.3 Commercial auto no-fault (personal injury protection)												
19.4 Other commercial auto liability												
21.1 Private passenger auto physical damage												
21.2 Commercial auto physical damage												
22. Aircraft (all perils)												
23. Fidelity												
24. Surety	1,672	1,672				167	167		42	42	502	1,072
26. Burglary and theft												
27. Boiler and machinery												
28. Credit												
30. Warranty												
34. Aggregate write-ins for other lines of business												
35. TOTALS (a)	1,672	1,672				167	167		42	42	502	1,072
DETAILS OF WRITE-INS												
3401												
3402												
3403												
3498. Summary of remaining write-ins for Line 34 from overflow page												
3499. Totals (Line 3401 through Line 3403 plus Line 3498) (Line 34 above)												

19GA

(a) Finance and service charges not included in Line 1 to Line 35 \$
 (b) For health business on indicated lines report: Number of persons insured under PPO managed care products and number of persons insured under indemnity only products



EXHIBIT OF PREMIUMS AND LOSSES (Statutory Page 14)
BUSINESS IN THE STATE OF HAWAII DURING THE YEAR 2009

Line of Business	Gross Premiums, Including Policy and Membership Fees, Less Return Premiums and Premiums on Policies not Taken		3 Dividends Paid or Credited to Policyholders on Direct Business	4 Direct Unearned Premium Reserves	5 Direct Losses Paid (deducting salvage)	6 Direct Losses Incurred	7 Direct Losses Unpaid	8 Direct Defense and Cost Containment Expense Paid	9 Direct Defense and Cost Containment Expense Incurred	10 Direct Defense and Cost Containment Expense Unpaid	11 Commissions and Brokerage Expenses	12 Taxes, Licenses and Fees
	1 Direct Premiums Written	2 Direct Premiums Earned										
1. Fire												
2.1 Allied lines												
2.2 Multiple peril crop												
2.3 Federal flood												
3. Farmowners multiple peril												
4. Homeowners multiple peril												
5.1 Commercial multiple peril (non-liability portion)												
5.2 Commercial multiple peril (liability portion)												
6. Mortgage guaranty												
8. Ocean marine												
9. Inland marine												
10. Financial guaranty												
11. Medical professional liability												
12. Earthquake												
13. Group accident and health (b)												
14. Credit A and H (group and individual)												
15.1 Collectively renewable A and H (b)												
15.2 Non-cancellable A and H (b)												
15.3 Guaranteed renewable A and H (b)												
15.4 Non-renewable for stated reasons only (b)												
15.5 Other accident only												
15.6 Medicare Title XVIII exempt from state taxes or fees												
15.7 All other A and H (b)												
15.8 Federal employees health benefits program premium (b)												
16. Workers' compensation												
17.1 Other liability - occurrence												
17.2 Other liability - claims-made												
17.3 Excess workers' compensation												
18. Products liability												
19.1 Private passenger auto no-fault (personal injury protection)												
19.2 Other private passenger auto liability												
19.3 Commercial auto no-fault (personal injury protection)												
19.4 Other commercial auto liability												
21.1 Private passenger auto physical damage												
21.2 Commercial auto physical damage												
22. Aircraft (all perils)												
23. Fidelity												
24. Surety	788,603	825,377		205,941		10,869	15,468	2,717	3,867	541,634	35,331	
26. Burglary and theft												
27. Boiler and machinery												
28. Credit												
30. Warranty												
34. Aggregate write-ins for other lines of business												
35. TOTALS (a)	788,603	825,377		205,941		10,869	15,468	2,717	3,867	541,634	35,331	
DETAILS OF WRITE-INS												
3401.												
3402.												
3403.												
3498. Summary of remaining write-ins for Line 34 from overflow page												
3499. Totals (Line 3401 through Line 3403 plus Line 3498) (Line 34 above)												

19H1

(a) Finance and service charges not included in Line 1 to Line 35 \$
 (b) For health business on indicated lines report: Number of persons insured under PPO managed care products and number of persons insured under indemnity only products



EXHIBIT OF PREMIUMS AND LOSSES (Statutory Page 14)
BUSINESS IN THE STATE OF IDAHO DURING THE YEAR 2009

Line of Business	Gross Premiums, Including Policy and Membership Fees, Less Return Premiums and Premiums on Policies not Taken		3	4	5	6	7	8	9	10	11	12
	1 Direct Premiums Written	2 Direct Premiums Earned	Dividends Paid or Credited to Policyholders on Direct Business	Direct Unearned Premium Reserves	Direct Losses Paid (deducting salvage)	Direct Losses Incurred	Direct Losses Unpaid	Direct Defense and Cost Containment Expense Paid	Direct Defense and Cost Containment Expense Incurred	Direct Defense and Cost Containment Expense Unpaid	Commissions and Brokerage Expenses	Taxes, Licenses and Fees
1. Fire												
2.1 Allied lines												
2.2 Multiple peril crop												
2.3 Federal flood												
3. Farmowners multiple peril												
4. Homeowners multiple peril												
5.1 Commercial multiple peril (non-liability portion)												
5.2 Commercial multiple peril (liability portion)												
6. Mortgage guaranty												
8. Ocean marine												
9. Inland marine												
10. Financial guaranty												
11. Medical professional liability												
12. Earthquake												
13. Group accident and health (b)												
14. Credit A and H (group and individual)												
15.1 Collectively renewable A and H (b)												
15.2 Non-cancellable A and H (b)												
15.3 Guaranteed renewable A and H (b)												
15.4 Non-renewable for stated reasons only (b)												
15.5 Other accident only												
15.6 Medicare Title XVIII exempt from state taxes or fees												
15.7 All other A and H (b)												
15.8 Federal employees health benefits program premium (b)												
16. Workers' compensation												
17.1 Other liability - occurrence												
17.2 Other liability - claims-made												
17.3 Excess workers' compensation												
18. Products liability												
19.1 Private passenger auto no-fault (personal injury protection)												
19.2 Other private passenger auto liability												
19.3 Commercial auto no-fault (personal injury protection)												
19.4 Other commercial auto liability												
21.1 Private passenger auto physical damage												
21.2 Commercial auto physical damage												
22. Aircraft (all perils)												
23. Fidelity												
24. Surety	7,350	3,675		3,675								2,658
26. Burglary and theft												
27. Boiler and machinery												
28. Credit												
30. Warranty												
34. Aggregate write-ins for other lines of business												
35. TOTALS (a)	7,350	3,675		3,675								2,658
DETAILS OF WRITE-INS												
3401.												
3402.												
3403.												
3498. Summary of remaining write-ins for Line 34 from overflow page												
3499. Totals (Line 3401 through Line 3403 plus Line 3498) (Line 34 above)												

191D

(a) Finance and service charges not included in Line 1 to Line 35 \$
 (b) For health business on indicated lines report: Number of persons insured under PPO managed care products and number of persons insured under indemnity only products



EXHIBIT OF PREMIUMS AND LOSSES (Statutory Page 14)
BUSINESS IN THE STATE OF ILLINOIS DURING THE YEAR 2009

Line of Business	Gross Premiums, Including Policy and Membership Fees, Less Return Premiums and Premiums on Policies not Taken		3	4	5	6	7	8	9	10	11	12
	1 Direct Premiums Written	2 Direct Premiums Earned	Dividends Paid or Credited to Policyholders on Direct Business	Direct Unearned Premium Reserves	Direct Losses Paid (deducting salvage)	Direct Losses Incurred	Direct Losses Unpaid	Direct Defense and Cost Containment Expense Paid	Direct Defense and Cost Containment Expense Incurred	Direct Defense and Cost Containment Expense Unpaid	Commissions and Brokerage Expenses	Taxes, Licenses and Fees
1. Fire												
2.1 Allied lines												
2.2 Multiple peril crop												
2.3 Federal flood												
3. Farmowners multiple peril												
4. Homeowners multiple peril												
5.1 Commercial multiple peril (non-liability portion)												
5.2 Commercial multiple peril (liability portion)												
6. Mortgage guaranty												
8. Ocean marine												
9. Inland marine												
10. Financial guaranty												
11. Medical professional liability												
12. Earthquake												
13. Group accident and health (b)												
14. Credit A and H (group and individual)												
15.1 Collectively renewable A and H (b)												
15.2 Non-cancellable A and H (b)												
15.3 Guaranteed renewable A and H (b)												
15.4 Non-renewable for stated reasons only (b)												
15.5 Other accident only												
15.6 Medicare Title XVIII exempt from state taxes or fees												
15.7 All other A and H (b)												
15.8 Federal employees health benefits program premium (b)												
16. Workers' compensation												
17.1 Other liability - occurrence												
17.2 Other liability - claims-made												
17.3 Excess workers' compensation												
18. Products liability												
19.1 Private passenger auto no-fault (personal injury protection)												
19.2 Other private passenger auto liability												
19.3 Commercial auto no-fault (personal injury protection)												
19.4 Other commercial auto liability												
21.1 Private passenger auto physical damage												
21.2 Commercial auto physical damage												
22. Aircraft (all perils)												
23. Fidelity												
24. Surety	455,602	484,327		28,522		44,523	61,427		11,130	15,356	132,030	10,611
26. Burglary and theft												
27. Boiler and machinery												
28. Credit												
30. Warranty												
34. Aggregate write-ins for other lines of business												
35. TOTALS (a)	455,602	484,327		28,522		44,523	61,427		11,130	15,356	132,030	10,611
DETAILS OF WRITE-INS												
3401.												
3402.												
3403.												
3498. Summary of remaining write-ins for Line 34 from overflow page												
3499. Totals (Line 3401 through Line 3403 plus Line 3498) (Line 34 above)												

(a) Finance and service charges not included in Line 1 to Line 35 \$
 (b) For health business on indicated lines report: Number of persons insured under PPO managed care products and number of persons insured under indemnity only products



EXHIBIT OF PREMIUMS AND LOSSES (Statutory Page 14)
BUSINESS IN THE STATE OF INDIANA DURING THE YEAR 2009

Line of Business	Gross Premiums, Including Policy and Membership Fees, Less Return Premiums and Premiums on Policies not Taken		3	4	5	6	7	8	9	10	11	12
	1 Direct Premiums Written	2 Direct Premiums Earned	Dividends Paid or Credited to Policyholders on Direct Business	Direct Unearned Premium Reserves	Direct Losses Paid (deducting salvage)	Direct Losses Incurred	Direct Losses Unpaid	Direct Defense and Cost Containment Expense Paid	Direct Defense and Cost Containment Expense Incurred	Direct Defense and Cost Containment Expense Unpaid	Commissions and Brokerage Expenses	Taxes, Licenses and Fees
1. Fire												
2.1 Allied lines												
2.2 Multiple peril crop												
2.3 Federal flood												
3. Farmowners multiple peril												
4. Homeowners multiple peril												
5.1 Commercial multiple peril (non-liability portion)												
5.2 Commercial multiple peril (liability portion)												
6. Mortgage guaranty												
8. Ocean marine												
9. Inland marine												
10. Financial guaranty												
11. Medical professional liability												
12. Earthquake												
13. Group accident and health (b)												
14. Credit A and H (group and individual)												
15.1 Collectively renewable A and H (b)												
15.2 Non-cancellable A and H (b)												
15.3 Guaranteed renewable A and H (b)												
15.4 Non-renewable for stated reasons only (b)												
15.5 Other accident only												
15.6 Medicare Title XVIII exempt from state taxes or fees												
15.7 All other A and H (b)												
15.8 Federal employees health benefits program premium (b)												
16. Workers' compensation												
17.1 Other liability - occurrence												
17.2 Other liability - claims-made												
17.3 Excess workers' compensation												
18. Products liability												
19.1 Private passenger auto no-fault (personal injury protection)												
19.2 Other private passenger auto liability												
19.3 Commercial auto no-fault (personal injury protection)												
19.4 Other commercial auto liability												
21.1 Private passenger auto physical damage												
21.2 Commercial auto physical damage												
22. Aircraft (all perils)												
23. Fidelity												
24. Surety	386,396	430,426		55,745		2,720	3,746	680	936	8,160	37,619	
26. Burglary and theft												
27. Boiler and machinery												
28. Credit												
30. Warranty												
34. Aggregate write-ins for other lines of business												
35. TOTALS (a)	386,396	430,426		55,745		2,720	3,746	680	936	8,160	37,619	
DETAILS OF WRITE-INS												
3401.												
3402.												
3403.												
3498. Summary of remaining write-ins for Line 34 from overflow page												
3499. Totals (Line 3401 through Line 3403 plus Line 3498) (Line 34 above)												

191N

(a) Finance and service charges not included in Line 1 to Line 35 \$
 (b) For health business on indicated lines report: Number of persons insured under PPO managed care products and number of persons insured under indemnity only products



EXHIBIT OF PREMIUMS AND LOSSES (Statutory Page 14)
BUSINESS IN THE STATE OF IOWA DURING THE YEAR 2009

Line of Business	Gross Premiums, Including Policy and Membership Fees, Less Return Premiums and Premiums on Policies not Taken		3	4	5	6	7	8	9	10	11	12
	1 Direct Premiums Written	2 Direct Premiums Earned	Dividends Paid or Credited to Policyholders on Direct Business	Direct Unearned Premium Reserves	Direct Losses Paid (deducting salvage)	Direct Losses Incurred	Direct Losses Unpaid	Direct Defense and Cost Containment Expense Paid	Direct Defense and Cost Containment Expense Incurred	Direct Defense and Cost Containment Expense Unpaid	Commissions and Brokerage Expenses	Taxes, Licenses and Fees
1. Fire												
2.1 Allied lines												
2.2 Multiple peril crop												
2.3 Federal flood												
3. Farmowners multiple peril												
4. Homeowners multiple peril												
5.1 Commercial multiple peril (non-liability portion)												
5.2 Commercial multiple peril (liability portion)												
6. Mortgage guaranty												
8. Ocean marine												
9. Inland marine												
10. Financial guaranty												
11. Medical professional liability												
12. Earthquake												
13. Group accident and health (b)												
14. Credit A and H (group and individual)												
15.1 Collectively renewable A and H (b)												
15.2 Non-cancellable A and H (b)												
15.3 Guaranteed renewable A and H (b)												
15.4 Non-renewable for stated reasons only (b)												
15.5 Other accident only												
15.6 Medicare Title XVIII exempt from state taxes or fees												
15.7 All other A and H (b)												
15.8 Federal employees health benefits program premium (b)												
16. Workers' compensation												
17.1 Other liability - occurrence												
17.2 Other liability - claims-made												
17.3 Excess workers' compensation												
18. Products liability												
19.1 Private passenger auto no-fault (personal injury protection)												
19.2 Other private passenger auto liability												
19.3 Commercial auto no-fault (personal injury protection)												
19.4 Other commercial auto liability												
21.1 Private passenger auto physical damage												
21.2 Commercial auto physical damage												
22. Aircraft (all perils)												
23. Fidelity												
24. Surety	104,306	88,775		24,266		2,682	4,295		671	1,074	8,044	2,522
26. Burglary and theft												
27. Boiler and machinery												
28. Credit												
30. Warranty												
34. Aggregate write-ins for other lines of business												
35. TOTALS (a)	104,306	88,775		24,266		2,682	4,295		671	1,074	8,044	2,522
DETAILS OF WRITE-INS												
3401.												
3402.												
3403.												
3498. Summary of remaining write-ins for Line 34 from overflow page												
3499. Totals (Line 3401 through Line 3403 plus Line 3498) (Line 34 above)												

191A

(a) Finance and service charges not included in Line 1 to Line 35 \$
 (b) For health business on indicated lines report: Number of persons insured under PPO managed care products and number of persons insured under indemnity only products



EXHIBIT OF PREMIUMS AND LOSSES (Statutory Page 14)
BUSINESS IN THE STATE OF KANSAS DURING THE YEAR 2009

Line of Business	Gross Premiums, Including Policy and Membership Fees, Less Return Premiums and Premiums on Policies not Taken		3	4	5	6	7	8	9	10	11	12
	1 Direct Premiums Written	2 Direct Premiums Earned	Dividends Paid or Credited to Policyholders on Direct Business	Direct Unearned Premium Reserves	Direct Losses Paid (deducting salvage)	Direct Losses Incurred	Direct Losses Unpaid	Direct Defense and Cost Containment Expense Paid	Direct Defense and Cost Containment Expense Incurred	Direct Defense and Cost Containment Expense Unpaid	Commissions and Brokerage Expenses	Taxes, Licenses and Fees
1. Fire												
2.1 Allied lines												
2.2 Multiple peril crop												
2.3 Federal flood												
3. Farmowners multiple peril												
4. Homeowners multiple peril												
5.1 Commercial multiple peril (non-liability portion)												
5.2 Commercial multiple peril (liability portion)												
6. Mortgage guaranty												
8. Ocean marine												
9. Inland marine												
10. Financial guaranty												
11. Medical professional liability												
12. Earthquake												
13. Group accident and health (b)												
14. Credit A and H (group and individual)												
15.1 Collectively renewable A and H (b)												
15.2 Non-cancellable A and H (b)												
15.3 Guaranteed renewable A and H (b)												
15.4 Non-renewable for stated reasons only (b)												
15.5 Other accident only												
15.6 Medicare Title XVIII exempt from state taxes or fees												
15.7 All other A and H (b)												
15.8 Federal employees health benefits program premium (b)												
16. Workers' compensation												
17.1 Other liability - occurrence												
17.2 Other liability - claims-made												
17.3 Excess workers' compensation												
18. Products liability												
19.1 Private passenger auto no-fault (personal injury protection)												
19.2 Other private passenger auto liability												
19.3 Commercial auto no-fault (personal injury protection)												
19.4 Other commercial auto liability												
21.1 Private passenger auto physical damage												
21.2 Commercial auto physical damage												
22. Aircraft (all perils)												
23. Fidelity												
24. Surety	112,838	133,129		11,214		7,103	13,309		1,776	3,327	21,121	7,341
26. Burglary and theft												
27. Boiler and machinery												
28. Credit												
30. Warranty												
34. Aggregate write-ins for other lines of business												
35. TOTALS (a)	112,838	133,129		11,214		7,103	13,309		1,776	3,327	21,121	7,341
DETAILS OF WRITE-INS												
3401.												
3402.												
3403.												
3498. Summary of remaining write-ins for Line 34 from overflow page												
3499. Totals (Line 3401 through Line 3403 plus Line 3498) (Line 34 above)												

19KS

(a) Finance and service charges not included in Line 1 to Line 35 \$
 (b) For health business on indicated lines report: Number of persons insured under PPO managed care products and number of persons insured under indemnity only products



EXHIBIT OF PREMIUMS AND LOSSES (Statutory Page 14)
BUSINESS IN THE STATE OF KENTUCKY DURING THE YEAR 2009

Line of Business	Gross Premiums, Including Policy and Membership Fees, Less Return Premiums and Premiums on Policies not Taken		3 Dividends Paid or Credited to Policyholders on Direct Business	4 Direct Unearned Premium Reserves	5 Direct Losses Paid (deducting salvage)	6 Direct Losses Incurred	7 Direct Losses Unpaid	8 Direct Defense and Cost Containment Expense Paid	9 Direct Defense and Cost Containment Expense Incurred	10 Direct Defense and Cost Containment Expense Unpaid	11 Commissions and Brokerage Expenses	12 Taxes, Licenses and Fees
	1 Direct Premiums Written	2 Direct Premiums Earned										
1. Fire												
2.1 Allied lines												
2.2 Multiple peril crop												
2.3 Federal flood												
3. Farmowners multiple peril												
4. Homeowners multiple peril												
5.1 Commercial multiple peril (non-liability portion)												
5.2 Commercial multiple peril (liability portion)												
6. Mortgage guaranty												
8. Ocean marine												
9. Inland marine												
10. Financial guaranty												
11. Medical professional liability												
12. Earthquake												
13. Group accident and health (b)												
14. Credit A and H (group and individual)												
15.1 Collectively renewable A and H (b)												
15.2 Non-cancellable A and H (b)												
15.3 Guaranteed renewable A and H (b)												
15.4 Non-renewable for stated reasons only (b)												
15.5 Other accident only												
15.6 Medicare Title XVIII exempt from state taxes or fees												
15.7 All other A and H (b)												
15.8 Federal employees health benefits program premium (b)												
16. Workers' compensation												
17.1 Other liability - occurrence												
17.2 Other liability - claims-made												
17.3 Excess workers' compensation												
18. Products liability												
19.1 Private passenger auto no-fault (personal injury protection)												
19.2 Other private passenger auto liability												
19.3 Commercial auto no-fault (personal injury protection)												
19.4 Other commercial auto liability												
21.1 Private passenger auto physical damage												
21.2 Commercial auto physical damage												
22. Aircraft (all perils)												
23. Fidelity												
24. Surety	(9,778)	(718)				(1,651)	1,780	(413)	445	(2,933)	678	
26. Burglary and theft												
27. Boiler and machinery												
28. Credit												
30. Warranty												
34. Aggregate write-ins for other lines of business												
35. TOTALS (a)	(9,778)	(718)				(1,651)	1,780	(413)	445	(2,933)	678	
DETAILS OF WRITE-INS												
3401.												
3402.												
3403.												
3498. Summary of remaining write-ins for Line 34 from overflow page												
3499. Totals (Line 3401 through Line 3403 plus Line 3498) (Line 34 above)												

19KY

(a) Finance and service charges not included in Line 1 to Line 35 \$
 (b) For health business on indicated lines report: Number of persons insured under PPO managed care products and number of persons insured under indemnity only products



EXHIBIT OF PREMIUMS AND LOSSES (Statutory Page 14)
BUSINESS IN THE STATE OF LOUISIANA DURING THE YEAR 2009

Line of Business	Gross Premiums, Including Policy and Membership Fees, Less Return Premiums and Premiums on Policies not Taken		3	4	5	6	7	8	9	10	11	12
	1 Direct Premiums Written	2 Direct Premiums Earned	Dividends Paid or Credited to Policyholders on Direct Business	Direct Unearned Premium Reserves	Direct Losses Paid (deducting salvage)	Direct Losses Incurred	Direct Losses Unpaid	Direct Defense and Cost Containment Expense Paid	Direct Defense and Cost Containment Expense Incurred	Direct Defense and Cost Containment Expense Unpaid	Commissions and Brokerage Expenses	Taxes, Licenses and Fees
1. Fire												
2.1 Allied lines												
2.2 Multiple peril crop												
2.3 Federal flood												
3. Farmowners multiple peril												
4. Homeowners multiple peril												
5.1 Commercial multiple peril (non-liability portion)												
5.2 Commercial multiple peril (liability portion)												
6. Mortgage guaranty												
8. Ocean marine												
9. Inland marine												
10. Financial guaranty												
11. Medical professional liability												
12. Earthquake												
13. Group accident and health (b)												
14. Credit A and H (group and individual)												
15.1 Collectively renewable A and H (b)												
15.2 Non-cancellable A and H (b)												
15.3 Guaranteed renewable A and H (b)												
15.4 Non-renewable for stated reasons only (b)												
15.5 Other accident only												
15.6 Medicare Title XVIII exempt from state taxes or fees												
15.7 All other A and H (b)												
15.8 Federal employees health benefits program premium (b)												
16. Workers' compensation												
17.1 Other liability - occurrence												
17.2 Other liability - claims-made												
17.3 Excess workers' compensation												
18. Products liability												
19.1 Private passenger auto no-fault (personal injury protection)												
19.2 Other private passenger auto liability												
19.3 Commercial auto no-fault (personal injury protection)												
19.4 Other commercial auto liability												
21.1 Private passenger auto physical damage												
21.2 Commercial auto physical damage												
22. Aircraft (all perils)												
23. Fidelity												
24. Surety	737,870	755,268		104,156		17,497	17,497		4,375	4,375	52,454	8,719
26. Burglary and theft												
27. Boiler and machinery												
28. Credit												
30. Warranty												
34. Aggregate write-ins for other lines of business												
35. TOTALS (a)	737,870	755,268		104,156		17,497	17,497		4,375	4,375	52,454	8,719
DETAILS OF WRITE-INS												
3401.												
3402.												
3403.												
3498. Summary of remaining write-ins for Line 34 from overflow page												
3499. Totals (Line 3401 through Line 3403 plus Line 3498) (Line 34 above)												

19LA

(a) Finance and service charges not included in Line 1 to Line 35 \$
 (b) For health business on indicated lines report: Number of persons insured under PPO managed care products and number of persons insured under indemnity only products



EXHIBIT OF PREMIUMS AND LOSSES (Statutory Page 14)
BUSINESS IN THE STATE OF MAINE DURING THE YEAR 2009

Line of Business	Gross Premiums, Including Policy and Membership Fees, Less Return Premiums and Premiums on Policies not Taken		3	4	5	6	7	8	9	10	11	12
	1 Direct Premiums Written	2 Direct Premiums Earned	Dividends Paid or Credited to Policyholders on Direct Business	Direct Unearned Premium Reserves	Direct Losses Paid (deducting salvage)	Direct Losses Incurred	Direct Losses Unpaid	Direct Defense and Cost Containment Expense Paid	Direct Defense and Cost Containment Expense Incurred	Direct Defense and Cost Containment Expense Unpaid	Commissions and Brokerage Expenses	Taxes, Licenses and Fees
1. Fire												
2.1 Allied lines												
2.2 Multiple peril crop												
2.3 Federal flood												
3. Farmowners multiple peril												
4. Homeowners multiple peril												
5.1 Commercial multiple peril (non-liability portion)												
5.2 Commercial multiple peril (liability portion)												
6. Mortgage guaranty												
8. Ocean marine												
9. Inland marine												
10. Financial guaranty												
11. Medical professional liability												
12. Earthquake												
13. Group accident and health (b)												
14. Credit A and H (group and individual)												
15.1 Collectively renewable A and H (b)												
15.2 Non-cancellable A and H (b)												
15.3 Guaranteed renewable A and H (b)												
15.4 Non-renewable for stated reasons only (b)												
15.5 Other accident only												
15.6 Medicare Title XVIII exempt from state taxes or fees												
15.7 All other A and H (b)												
15.8 Federal employees health benefits program premium (b)												
16. Workers' compensation												
17.1 Other liability - occurrence												
17.2 Other liability - claims-made												
17.3 Excess workers' compensation												
18. Products liability												
19.1 Private passenger auto no-fault (personal injury protection)												
19.2 Other private passenger auto liability												
19.3 Commercial auto no-fault (personal injury protection)												
19.4 Other commercial auto liability												
21.1 Private passenger auto physical damage												
21.2 Commercial auto physical damage												
22. Aircraft (all perils)												
23. Fidelity												
24. Surety												335
26. Burglary and theft												
27. Boiler and machinery												
28. Credit												
30. Warranty												
34. Aggregate write-ins for other lines of business												
35. TOTALS (a)												335
DETAILS OF WRITE-INS												
3401												
3402												
3403												
3498. Summary of remaining write-ins for Line 34 from overflow page												
3499. Totals (Line 3401 through Line 3403 plus Line 3498) (Line 34 above)												

19ME

(a) Finance and service charges not included in Line 1 to Line 35 \$
 (b) For health business on indicated lines report: Number of persons insured under PPO managed care products and number of persons insured under indemnity only products



EXHIBIT OF PREMIUMS AND LOSSES (Statutory Page 14)
BUSINESS IN THE STATE OF MARYLAND DURING THE YEAR 2009

Line of Business	Gross Premiums, Including Policy and Membership Fees, Less Return Premiums and Premiums on Policies not Taken		3 Dividends Paid or Credited to Policyholders on Direct Business	4 Direct Unearned Premium Reserves	5 Direct Losses Paid (deducting salvage)	6 Direct Losses Incurred	7 Direct Losses Unpaid	8 Direct Defense and Cost Containment Expense Paid	9 Direct Defense and Cost Containment Expense Incurred	10 Direct Defense and Cost Containment Expense Unpaid	11 Commissions and Brokerage Expenses	12 Taxes, Licenses and Fees
	1 Direct Premiums Written	2 Direct Premiums Earned										
1. Fire												
2.1 Allied lines												
2.2 Multiple peril crop												
2.3 Federal flood												
3. Farmowners multiple peril												
4. Homeowners multiple peril												
5.1 Commercial multiple peril (non-liability portion)												
5.2 Commercial multiple peril (liability portion)												
6. Mortgage guaranty												
8. Ocean marine												
9. Inland marine												
10. Financial guaranty												
11. Medical professional liability												
12. Earthquake												
13. Group accident and health (b)												
14. Credit A and H (group and individual)												
15.1 Collectively renewable A and H (b)												
15.2 Non-cancellable A and H (b)												
15.3 Guaranteed renewable A and H (b)												
15.4 Non-renewable for stated reasons only (b)												
15.5 Other accident only												
15.6 Medicare Title XVIII exempt from state taxes or fees												
15.7 All other A and H (b)												
15.8 Federal employees health benefits program premium (b)												
16. Workers' compensation												
17.1 Other liability - occurrence												
17.2 Other liability - claims-made												
17.3 Excess workers' compensation												
18. Products liability												
19.1 Private passenger auto no-fault (personal injury protection)												
19.2 Other private passenger auto liability												
19.3 Commercial auto no-fault (personal injury protection)												
19.4 Other commercial auto liability												
21.1 Private passenger auto physical damage												
21.2 Commercial auto physical damage												
22. Aircraft (all perils)												
23. Fidelity												
24. Surety	198,531	224,119		36,937		2,261	2,980	566	745	8,941	16,055	
26. Burglary and theft												
27. Boiler and machinery												
28. Credit												
30. Warranty												
34. Aggregate write-ins for other lines of business												
35. TOTALS (a)	198,531	224,119		36,937		2,261	2,980	566	745	8,941	16,055	
DETAILS OF WRITE-INS												
3401.												
3402.												
3403.												
3498. Summary of remaining write-ins for Line 34 from overflow page												
3499. Totals (Line 3401 through Line 3403 plus Line 3498) (Line 34 above)												

19MD

(a) Finance and service charges not included in Line 1 to Line 35 \$
 (b) For health business on indicated lines report: Number of persons insured under PPO managed care products and number of persons insured under indemnity only products



EXHIBIT OF PREMIUMS AND LOSSES (Statutory Page 14)
BUSINESS IN THE STATE OF MASSACHUSETTS DURING THE YEAR 2009

Line of Business	Gross Premiums, Including Policy and Membership Fees, Less Return Premiums and Premiums on Policies not Taken		3	4	5	6	7	8	9	10	11	12
	1 Direct Premiums Written	2 Direct Premiums Earned	Dividends Paid or Credited to Policyholders on Direct Business	Direct Unearned Premium Reserves	Direct Losses Paid (deducting salvage)	Direct Losses Incurred	Direct Losses Unpaid	Direct Defense and Cost Containment Expense Paid	Direct Defense and Cost Containment Expense Incurred	Direct Defense and Cost Containment Expense Unpaid	Commissions and Brokerage Expenses	Taxes, Licenses and Fees
1. Fire												
2.1 Allied lines												
2.2 Multiple peril crop												
2.3 Federal flood												
3. Farmowners multiple peril												
4. Homeowners multiple peril												
5.1 Commercial multiple peril (non-liability portion)												
5.2 Commercial multiple peril (liability portion)												
6. Mortgage guaranty												
8. Ocean marine												
9. Inland marine												
10. Financial guaranty												
11. Medical professional liability												
12. Earthquake												
13. Group accident and health (b)												
14. Credit A and H (group and individual)												
15.1 Collectively renewable A and H (b)												
15.2 Non-cancellable A and H (b)												
15.3 Guaranteed renewable A and H (b)												
15.4 Non-renewable for stated reasons only (b)												
15.5 Other accident only												
15.6 Medicare Title XVIII exempt from state taxes or fees												
15.7 All other A and H (b)												
15.8 Federal employees health benefits program premium (b)												
16. Workers' compensation												
17.1 Other liability - occurrence												
17.2 Other liability - claims-made												
17.3 Excess workers' compensation												
18. Products liability												
19.1 Private passenger auto no-fault (personal injury protection)												
19.2 Other private passenger auto liability												
19.3 Commercial auto no-fault (personal injury protection)												
19.4 Other commercial auto liability												
21.1 Private passenger auto physical damage												
21.2 Commercial auto physical damage												
22. Aircraft (all perils)												
23. Fidelity												
24. Surety												
26. Burglary and theft												
27. Boiler and machinery												
28. Credit												
30. Warranty												
34. Aggregate write-ins for other lines of business												
35. TOTALS (a)												
DETAILS OF WRITE-INS												
3401.												
3402.												
3403.												
3498. Summary of remaining write-ins for Line 34 from overflow page												
3499. Totals (Line 3401 through Line 3403 plus Line 3498) (Line 34 above)												

NONE

19MA

(a) Finance and service charges not included in Line 1 to Line 35 \$
 (b) For health business on indicated lines report: Number of persons insured under PPO managed care products and number of persons insured under indemnity only products



EXHIBIT OF PREMIUMS AND LOSSES (Statutory Page 14)
BUSINESS IN THE STATE OF MICHIGAN DURING THE YEAR 2009

Line of Business	Gross Premiums, Including Policy and Membership Fees, Less Return Premiums and Premiums on Policies not Taken		3	4	5	6	7	8	9	10	11	12
	1 Direct Premiums Written	2 Direct Premiums Earned	Dividends Paid or Credited to Policyholders on Direct Business	Direct Unearned Premium Reserves	Direct Losses Paid (deducting salvage)	Direct Losses Incurred	Direct Losses Unpaid	Direct Defense and Cost Containment Expense Paid	Direct Defense and Cost Containment Expense Incurred	Direct Defense and Cost Containment Expense Unpaid	Commissions and Brokerage Expenses	Taxes, Licenses and Fees
1. Fire												
2.1 Allied lines												
2.2 Multiple peril crop												
2.3 Federal flood												
3. Farmowners multiple peril												
4. Homeowners multiple peril												
5.1 Commercial multiple peril (non-liability portion)												
5.2 Commercial multiple peril (liability portion)												
6. Mortgage guaranty												
8. Ocean marine												
9. Inland marine												
10. Financial guaranty												
11. Medical professional liability												
12. Earthquake												
13. Group accident and health (b)												
14. Credit A and H (group and individual)												
15.1 Collectively renewable A and H (b)												
15.2 Non-cancellable A and H (b)												
15.3 Guaranteed renewable A and H (b)												
15.4 Non-renewable for stated reasons only (b)												
15.5 Other accident only												
15.6 Medicare Title XVIII exempt from state taxes or fees												
15.7 All other A and H (b)												
15.8 Federal employees health benefits program premium (b)												
16. Workers' compensation												
17.1 Other liability - occurrence												
17.2 Other liability - claims-made												
17.3 Excess workers' compensation												
18. Products liability												
19.1 Private passenger auto no-fault (personal injury protection)												
19.2 Other private passenger auto liability												
19.3 Commercial auto no-fault (personal injury protection)												
19.4 Other commercial auto liability												
21.1 Private passenger auto physical damage												
21.2 Commercial auto physical damage												
22. Aircraft (all perils)												
23. Fidelity												
24. Surety	345,193	354,414		53,129								8,202
26. Burglary and theft												
27. Boiler and machinery												
28. Credit												
30. Warranty												
34. Aggregate write-ins for other lines of business												
35. TOTALS (a)	345,193	354,414		53,129								8,202
DETAILS OF WRITE-INS												
3401												
3402												
3403												
3498. Summary of remaining write-ins for Line 34 from overflow page												
3499. Totals (Line 3401 through Line 3403 plus Line 3498) (Line 34 above)												

19M1

(a) Finance and service charges not included in Line 1 to Line 35 \$
 (b) For health business on indicated lines report: Number of persons insured under PPO managed care products and number of persons insured under indemnity only products



EXHIBIT OF PREMIUMS AND LOSSES (Statutory Page 14)
BUSINESS IN THE STATE OF MINNESOTA DURING THE YEAR 2009

Line of Business	Gross Premiums, Including Policy and Membership Fees, Less Return Premiums and Premiums on Policies not Taken		3	4	5	6	7	8	9	10	11	12
	1 Direct Premiums Written	2 Direct Premiums Earned	Dividends Paid or Credited to Policyholders on Direct Business	Direct Unearned Premium Reserves	Direct Losses Paid (deducting salvage)	Direct Losses Incurred	Direct Losses Unpaid	Direct Defense and Cost Containment Expense Paid	Direct Defense and Cost Containment Expense Incurred	Direct Defense and Cost Containment Expense Unpaid	Commissions and Brokerage Expenses	Taxes, Licenses and Fees
1. Fire												
2.1 Allied lines												
2.2 Multiple peril crop												
2.3 Federal flood												
3. Farmowners multiple peril												
4. Homeowners multiple peril												
5.1 Commercial multiple peril (non-liability portion)												
5.2 Commercial multiple peril (liability portion)												
6. Mortgage guaranty												
8. Ocean marine												
9. Inland marine												
10. Financial guaranty												
11. Medical professional liability												
12. Earthquake												
13. Group accident and health (b)												
14. Credit A and H (group and individual)												
15.1 Collectively renewable A and H (b)												
15.2 Non-cancellable A and H (b)												
15.3 Guaranteed renewable A and H (b)												
15.4 Non-renewable for stated reasons only (b)												
15.5 Other accident only												
15.6 Medicare Title XVIII exempt from state taxes or fees												
15.7 All other A and H (b)												
15.8 Federal employees health benefits program premium (b)												
16. Workers' compensation												
17.1 Other liability - occurrence												
17.2 Other liability - claims-made												
17.3 Excess workers' compensation												
18. Products liability												
19.1 Private passenger auto no-fault (personal injury protection)												
19.2 Other private passenger auto liability												
19.3 Commercial auto no-fault (personal injury protection)												
19.4 Other commercial auto liability												
21.1 Private passenger auto physical damage												
21.2 Commercial auto physical damage												
22. Aircraft (all perils)												
23. Fidelity												
24. Surety	327,703	312,958		37,695		18,078	22,798		4,519	5,699	54,236	22,925
26. Burglary and theft												
27. Boiler and machinery												
28. Credit												
30. Warranty												
34. Aggregate write-ins for other lines of business												
35. TOTALS (a)	327,703	312,958		37,695		18,078	22,798		4,519	5,699	54,236	22,925
DETAILS OF WRITE-INS												
3401												
3402												
3403												
3498. Summary of remaining write-ins for Line 34 from overflow page												
3499. Totals (Line 3401 through Line 3403 plus Line 3498) (Line 34 above)												

19MM

(a) Finance and service charges not included in Line 1 to Line 35 \$
 (b) For health business on indicated lines report: Number of persons insured under PPO managed care products and number of persons insured under indemnity only products



EXHIBIT OF PREMIUMS AND LOSSES (Statutory Page 14)
BUSINESS IN THE STATE OF MISSISSIPPI DURING THE YEAR 2009

Line of Business	Gross Premiums, Including Policy and Membership Fees, Less Return Premiums and Premiums on Policies not Taken		3 Dividends Paid or Credited to Policyholders on Direct Business	4 Direct Unearned Premium Reserves	5 Direct Losses Paid (deducting salvage)	6 Direct Losses Incurred	7 Direct Losses Unpaid	8 Direct Defense and Cost Containment Expense Paid	9 Direct Defense and Cost Containment Expense Incurred	10 Direct Defense and Cost Containment Expense Unpaid	11 Commissions and Brokerage Expenses	12 Taxes, Licenses and Fees
	1 Direct Premiums Written	2 Direct Premiums Earned										
1. Fire												
2.1 Allied lines												
2.2 Multiple peril crop												
2.3 Federal flood												
3. Farmowners multiple peril												
4. Homeowners multiple peril												
5.1 Commercial multiple peril (non-liability portion)												
5.2 Commercial multiple peril (liability portion)												
6. Mortgage guaranty												
8. Ocean marine												
9. Inland marine												
10. Financial guaranty												
11. Medical professional liability												
12. Earthquake												
13. Group accident and health (b)												
14. Credit A and H (group and individual)												
15.1 Collectively renewable A and H (b)												
15.2 Non-cancellable A and H (b)												
15.3 Guaranteed renewable A and H (b)												
15.4 Non-renewable for stated reasons only (b)												
15.5 Other accident only												
15.6 Medicare Title XVIII exempt from state taxes or fees												
15.7 All other A and H (b)												
15.8 Federal employees health benefits program premium (b)												
16. Workers' compensation												
17.1 Other liability - occurrence												
17.2 Other liability - claims-made												
17.3 Excess workers' compensation												
18. Products liability												
19.1 Private passenger auto no-fault (personal injury protection)												
19.2 Other private passenger auto liability												
19.3 Commercial auto no-fault (personal injury protection)												
19.4 Other commercial auto liability												
21.1 Private passenger auto physical damage												
21.2 Commercial auto physical damage												
22. Aircraft (all perils)												
23. Fidelity												
24. Surety	470,068	463,966		77,202		9,202	9,202		2,301	2,301	26,386	16,261
26. Burglary and theft												
27. Boiler and machinery												
28. Credit												
30. Warranty												
34. Aggregate write-ins for other lines of business												
35. TOTALS (a)	470,068	463,966		77,202		9,202	9,202		2,301	2,301	26,386	16,261
DETAILS OF WRITE-INS												
3401.												
3402.												
3403.												
3498. Summary of remaining write-ins for Line 34 from overflow page												
3499. Totals (Line 3401 through Line 3403 plus Line 3498) (Line 34 above)												

19MS

(a) Finance and service charges not included in Line 1 to Line 35 \$
 (b) For health business on indicated lines report: Number of persons insured under PPO managed care products and number of persons insured under indemnity only products



EXHIBIT OF PREMIUMS AND LOSSES (Statutory Page 14)
BUSINESS IN THE STATE OF MISSOURI DURING THE YEAR 2009

Line of Business	Gross Premiums, Including Policy and Membership Fees, Less Return Premiums and Premiums on Policies not Taken		3	4	5	6	7	8	9	10	11	12
	1 Direct Premiums Written	2 Direct Premiums Earned	Dividends Paid or Credited to Policyholders on Direct Business	Direct Unearned Premium Reserves	Direct Losses Paid (deducting salvage)	Direct Losses Incurred	Direct Losses Unpaid	Direct Defense and Cost Containment Expense Paid	Direct Defense and Cost Containment Expense Incurred	Direct Defense and Cost Containment Expense Unpaid	Commissions and Brokerage Expenses	Taxes, Licenses and Fees
1. Fire												
2.1 Allied lines												
2.2 Multiple peril crop												
2.3 Federal flood												
3. Farmowners multiple peril												
4. Homeowners multiple peril												
5.1 Commercial multiple peril (non-liability portion)												
5.2 Commercial multiple peril (liability portion)												
6. Mortgage guaranty												
8. Ocean marine												
9. Inland marine												
10. Financial guaranty												
11. Medical professional liability												
12. Earthquake												
13. Group accident and health (b)												
14. Credit A and H (group and individual)												
15.1 Collectively renewable A and H (b)												
15.2 Non-cancellable A and H (b)												
15.3 Guaranteed renewable A and H (b)												
15.4 Non-renewable for stated reasons only (b)												
15.5 Other accident only												
15.6 Medicare Title XVIII exempt from state taxes or fees												
15.7 All other A and H (b)												
15.8 Federal employees health benefits program premium (b)												
16. Workers' compensation												
17.1 Other liability - occurrence												
17.2 Other liability - claims-made												
17.3 Excess workers' compensation												
18. Products liability												
19.1 Private passenger auto no-fault (personal injury protection)												
19.2 Other private passenger auto liability												
19.3 Commercial auto no-fault (personal injury protection)												
19.4 Other commercial auto liability												
21.1 Private passenger auto physical damage												
21.2 Commercial auto physical damage												
22. Aircraft (all perils)												
23. Fidelity												
24. Surety	265,314	345,760		16,628		8,039	8,650	2,009	2,162	23,836	21,555	
26. Burglary and theft												
27. Boiler and machinery												
28. Credit												
30. Warranty												
34. Aggregate write-ins for other lines of business												
35. TOTALS (a)	265,314	345,760		16,628		8,039	8,650	2,009	2,162	23,836	21,555	
DETAILS OF WRITE-INS												
3401.												
3402.												
3403.												
3498. Summary of remaining write-ins for Line 34 from overflow page												
3499. Totals (Line 3401 through Line 3403 plus Line 3498) (Line 34 above)												

19MO

(a) Finance and service charges not included in Line 1 to Line 35 \$
 (b) For health business on indicated lines report: Number of persons insured under PPO managed care products and number of persons insured under indemnity only products



EXHIBIT OF PREMIUMS AND LOSSES (Statutory Page 14)
BUSINESS IN THE STATE OF MONTANA DURING THE YEAR 2009

Line of Business	Gross Premiums, Including Policy and Membership Fees, Less Return Premiums and Premiums on Policies not Taken		3	4	5	6	7	8	9	10	11	12
	1 Direct Premiums Written	2 Direct Premiums Earned	Dividends Paid or Credited to Policyholders on Direct Business	Direct Unearned Premium Reserves	Direct Losses Paid (deducting salvage)	Direct Losses Incurred	Direct Losses Unpaid	Direct Defense and Cost Containment Expense Paid	Direct Defense and Cost Containment Expense Incurred	Direct Defense and Cost Containment Expense Unpaid	Commissions and Brokerage Expenses	Taxes, Licenses and Fees
1. Fire												
2.1 Allied lines												
2.2 Multiple peril crop												
2.3 Federal flood												
3. Farmowners multiple peril												
4. Homeowners multiple peril												
5.1 Commercial multiple peril (non-liability portion)												
5.2 Commercial multiple peril (liability portion)												
6. Mortgage guaranty												
8. Ocean marine												
9. Inland marine												
10. Financial guaranty												
11. Medical professional liability												
12. Earthquake												
13. Group accident and health (b)												
14. Credit A and H (group and individual)												
15.1 Collectively renewable A and H (b)												
15.2 Non-cancellable A and H (b)												
15.3 Guaranteed renewable A and H (b)												
15.4 Non-renewable for stated reasons only (b)												
15.5 Other accident only												
15.6 Medicare Title XVIII exempt from state taxes or fees												
15.7 All other A and H (b)												
15.8 Federal employees health benefits program premium (b)												
16. Workers' compensation												
17.1 Other liability - occurrence												
17.2 Other liability - claims-made												
17.3 Excess workers' compensation												
18. Products liability												
19.1 Private passenger auto no-fault (personal injury protection)												
19.2 Other private passenger auto liability												
19.3 Commercial auto no-fault (personal injury protection)												
19.4 Other commercial auto liability												
21.1 Private passenger auto physical damage												
21.2 Commercial auto physical damage												
22. Aircraft (all perils)												
23. Fidelity												
24. Surety												1,900
26. Burglary and theft												
27. Boiler and machinery												
28. Credit												
30. Warranty												
34. Aggregate write-ins for other lines of business												
35. TOTALS (a)												1,900
DETAILS OF WRITE-INS												
3401.												
3402.												
3403.												
3498. Summary of remaining write-ins for Line 34 from overflow page												
3499. Totals (Line 3401 through Line 3403 plus Line 3498) (Line 34 above)												

19MT

(a) Finance and service charges not included in Line 1 to Line 35 \$
 (b) For health business on indicated lines report: Number of persons insured under PPO managed care products and number of persons insured under indemnity only products



EXHIBIT OF PREMIUMS AND LOSSES (Statutory Page 14)
BUSINESS IN THE STATE OF NEBRASKA DURING THE YEAR 2009

Line of Business	Gross Premiums, Including Policy and Membership Fees, Less Return Premiums and Premiums on Policies not Taken		3	4	5	6	7	8	9	10	11	12
	1 Direct Premiums Written	2 Direct Premiums Earned	Dividends Paid or Credited to Policyholders on Direct Business	Direct Unearned Premium Reserves	Direct Losses Paid (deducting salvage)	Direct Losses Incurred	Direct Losses Unpaid	Direct Defense and Cost Containment Expense Paid	Direct Defense and Cost Containment Expense Incurred	Direct Defense and Cost Containment Expense Unpaid	Commissions and Brokerage Expenses	Taxes, Licenses and Fees
1. Fire												
2.1 Allied lines												
2.2 Multiple peril crop												
2.3 Federal flood												
3. Farmowners multiple peril												
4. Homeowners multiple peril												
5.1 Commercial multiple peril (non-liability portion)												
5.2 Commercial multiple peril (liability portion)												
6. Mortgage guaranty												
8. Ocean marine												
9. Inland marine												
10. Financial guaranty												
11. Medical professional liability												
12. Earthquake												
13. Group accident and health (b)												
14. Credit A and H (group and individual)												
15.1 Collectively renewable A and H (b)												
15.2 Non-cancellable A and H (b)												
15.3 Guaranteed renewable A and H (b)												
15.4 Non-renewable for stated reasons only (b)												
15.5 Other accident only												
15.6 Medicare Title XVIII exempt from state taxes or fees												
15.7 All other A and H (b)												
15.8 Federal employees health benefits program premium (b)												
16. Workers' compensation												
17.1 Other liability - occurrence												
17.2 Other liability - claims-made												
17.3 Excess workers' compensation												
18. Products liability												
19.1 Private passenger auto no-fault (personal injury protection)												
19.2 Other private passenger auto liability												
19.3 Commercial auto no-fault (personal injury protection)												
19.4 Other commercial auto liability												
21.1 Private passenger auto physical damage												
21.2 Commercial auto physical damage												
22. Aircraft (all perils)												
23. Fidelity												
24. Surety	68,967	96,808		9,659		6,897	14,397		1,724	3,599	20,690	2,660
26. Burglary and theft												
27. Boiler and machinery												
28. Credit												
30. Warranty												
34. Aggregate write-ins for other lines of business												
35. TOTALS (a)	68,967	96,808		9,659		6,897	14,397		1,724	3,599	20,690	2,660
DETAILS OF WRITE-INS												
3401.												
3402.												
3403.												
3498. Summary of remaining write-ins for Line 34 from overflow page												
3499. Totals (Line 3401 through Line 3403 plus Line 3498) (Line 34 above)												

19NE

(a) Finance and service charges not included in Line 1 to Line 35 \$
 (b) For health business on indicated lines report: Number of persons insured under PPO managed care products and number of persons insured under indemnity only products



EXHIBIT OF PREMIUMS AND LOSSES (Statutory Page 14)
BUSINESS IN THE STATE OF NEVADA DURING THE YEAR 2009

Line of Business	Gross Premiums, Including Policy and Membership Fees, Less Return Premiums and Premiums on Policies not Taken		3	4	5	6	7	8	9	10	11	12
	1 Direct Premiums Written	2 Direct Premiums Earned	Dividends Paid or Credited to Policyholders on Direct Business	Direct Unearned Premium Reserves	Direct Losses Paid (deducting salvage)	Direct Losses Incurred	Direct Losses Unpaid	Direct Defense and Cost Containment Expense Paid	Direct Defense and Cost Containment Expense Incurred	Direct Defense and Cost Containment Expense Unpaid	Commissions and Brokerage Expenses	Taxes, Licenses and Fees
1. Fire												
2.1 Allied lines												
2.2 Multiple peril crop												
2.3 Federal flood												
3. Farmowners multiple peril												
4. Homeowners multiple peril												
5.1 Commercial multiple peril (non-liability portion)												
5.2 Commercial multiple peril (liability portion)												
6. Mortgage guaranty												
8. Ocean marine												
9. Inland marine												
10. Financial guaranty												
11. Medical professional liability												
12. Earthquake												
13. Group accident and health (b)												
14. Credit A and H (group and individual)												
15.1 Collectively renewable A and H (b)												
15.2 Non-cancellable A and H (b)												
15.3 Guaranteed renewable A and H (b)												
15.4 Non-renewable for stated reasons only (b)												
15.5 Other accident only												
15.6 Medicare Title XVIII exempt from state taxes or fees												
15.7 All other A and H (b)												
15.8 Federal employees health benefits program premium (b)												
16. Workers' compensation												
17.1 Other liability - occurrence												
17.2 Other liability - claims-made												
17.3 Excess workers' compensation												
18. Products liability												
19.1 Private passenger auto no-fault (personal injury protection)												
19.2 Other private passenger auto liability												
19.3 Commercial auto no-fault (personal injury protection)												
19.4 Other commercial auto liability												
21.1 Private passenger auto physical damage												
21.2 Commercial auto physical damage												
22. Aircraft (all perils)												
23. Fidelity												
24. Surety	1,441,421	1,268,840		236,496		5,649	5,649		1,412	1,412	16,817	56,395
26. Burglary and theft												
27. Boiler and machinery												
28. Credit												
30. Warranty												
34. Aggregate write-ins for other lines of business												
35. TOTALS (a)	1,441,421	1,268,840		236,496		5,649	5,649		1,412	1,412	16,817	56,395
DETAILS OF WRITE-INS												
3401.												
3402.												
3403.												
3498. Summary of remaining write-ins for Line 34 from overflow page												
3499. Totals (Line 3401 through Line 3403 plus Line 3498) (Line 34 above)												

19NV

(a) Finance and service charges not included in Line 1 to Line 35 \$
 (b) For health business on indicated lines report: Number of persons insured under PPO managed care products and number of persons insured under indemnity only products



EXHIBIT OF PREMIUMS AND LOSSES (Statutory Page 14)
BUSINESS IN THE STATE OF NEW HAMPSHIRE DURING THE YEAR 2009

Line of Business	Gross Premiums, Including Policy and Membership Fees, Less Return Premiums and Premiums on Policies not Taken		3	4	5	6	7	8	9	10	11	12
	1 Direct Premiums Written	2 Direct Premiums Earned	Dividends Paid or Credited to Policyholders on Direct Business	Direct Unearned Premium Reserves	Direct Losses Paid (deducting salvage)	Direct Losses Incurred	Direct Losses Unpaid	Direct Defense and Cost Containment Expense Paid	Direct Defense and Cost Containment Expense Incurred	Direct Defense and Cost Containment Expense Unpaid	Commissions and Brokerage Expenses	Taxes, Licenses and Fees
1. Fire												
2.1 Allied lines												
2.2 Multiple peril crop												
2.3 Federal flood												
3. Farmowners multiple peril												
4. Homeowners multiple peril												
5.1 Commercial multiple peril (non-liability portion)												
5.2 Commercial multiple peril (liability portion)												
6. Mortgage guaranty												
8. Ocean marine												
9. Inland marine												
10. Financial guaranty												
11. Medical professional liability												
12. Earthquake												
13. Group accident and health (b)												
14. Credit A and H (group and individual)												
15.1 Collectively renewable A and H (b)												
15.2 Non-cancellable A and H (b)												
15.3 Guaranteed renewable A and H (b)												
15.4 Non-renewable for stated reasons only (b)												
15.5 Other accident only												
15.6 Medicare Title XVIII exempt from state taxes or fees												
15.7 All other A and H (b)												
15.8 Federal employees health benefits program premium (b)												
16. Workers' compensation												
17.1 Other liability - occurrence												
17.2 Other liability - claims-made												
17.3 Excess workers' compensation												
18. Products liability												
19.1 Private passenger auto no-fault (personal injury protection)												
19.2 Other private passenger auto liability												
19.3 Commercial auto no-fault (personal injury protection)												
19.4 Other commercial auto liability												
21.1 Private passenger auto physical damage												
21.2 Commercial auto physical damage												
22. Aircraft (all perils)												
23. Fidelity												
24. Surety												
26. Burglary and theft												
27. Boiler and machinery												
28. Credit												
30. Warranty												
34. Aggregate write-ins for other lines of business												
35. TOTALS (a)												
DETAILS OF WRITE-INS												
3401.												
3402.												
3403.												
3498. Summary of remaining write-ins for Line 34 from overflow page												
3499. Totals (Line 3401 through Line 3403 plus Line 3498) (Line 34 above)												

NONE

19NH

(a) Finance and service charges not included in Line 1 to Line 35 \$
 (b) For health business on indicated lines report: Number of persons insured under PPO managed care products and number of persons insured under indemnity only products



EXHIBIT OF PREMIUMS AND LOSSES (Statutory Page 14)
BUSINESS IN THE STATE OF NEW JERSEY DURING THE YEAR 2009

Line of Business	Gross Premiums, Including Policy and Membership Fees, Less Return Premiums and Premiums on Policies not Taken		3 Dividends Paid or Credited to Policyholders on Direct Business	4 Direct Unearned Premium Reserves	5 Direct Losses Paid (deducting salvage)	6 Direct Losses Incurred	7 Direct Losses Unpaid	8 Direct Defense and Cost Containment Expense Paid	9 Direct Defense and Cost Containment Expense Incurred	10 Direct Defense and Cost Containment Expense Unpaid	11 Commissions and Brokerage Expenses	12 Taxes, Licenses and Fees
	1 Direct Premiums Written	2 Direct Premiums Earned										
1. Fire												
2.1 Allied lines												
2.2 Multiple peril crop												
2.3 Federal flood												
3. Farmowners multiple peril												
4. Homeowners multiple peril												
5.1 Commercial multiple peril (non-liability portion)												
5.2 Commercial multiple peril (liability portion)												
6. Mortgage guaranty												
8. Ocean marine												
9. Inland marine												
10. Financial guaranty												
11. Medical professional liability												
12. Earthquake												
13. Group accident and health (b)												
14. Credit A and H (group and individual)												
15.1 Collectively renewable A and H (b)												
15.2 Non-cancellable A and H (b)												
15.3 Guaranteed renewable A and H (b)												
15.4 Non-renewable for stated reasons only (b)												
15.5 Other accident only												
15.6 Medicare Title XVIII exempt from state taxes or fees												
15.7 All other A and H (b)												
15.8 Federal employees health benefits program premium (b)												
16. Workers' compensation												
17.1 Other liability - occurrence												
17.2 Other liability - claims-made												
17.3 Excess workers' compensation												
18. Products liability												
19.1 Private passenger auto no-fault (personal injury protection)												
19.2 Other private passenger auto liability												
19.3 Commercial auto no-fault (personal injury protection)												
19.4 Other commercial auto liability												
21.1 Private passenger auto physical damage												
21.2 Commercial auto physical damage												
22. Aircraft (all perils)												
23. Fidelity												
24. Surety	2,515,642	2,849,555		297,416		(2,475)	14,233		(618)	3,559	16,127	59,573
26. Burglary and theft												
27. Boiler and machinery												
28. Credit												
30. Warranty												
34. Aggregate write-ins for other lines of business												
35. TOTALS (a)	2,515,642	2,849,555		297,416		(2,475)	14,233		(618)	3,559	16,127	59,573
DETAILS OF WRITE-INS												
3401.												
3402.												
3403.												
3498. Summary of remaining write-ins for Line 34 from overflow page												
3499. Totals (Line 3401 through Line 3403 plus Line 3498) (Line 34 above)												

19NJ

(a) Finance and service charges not included in Line 1 to Line 35 \$
 (b) For health business on indicated lines report: Number of persons insured under PPO managed care products and number of persons insured under indemnity only products



EXHIBIT OF PREMIUMS AND LOSSES (Statutory Page 14)
BUSINESS IN THE STATE OF NEW MEXICO DURING THE YEAR 2009

Line of Business	Gross Premiums, Including Policy and Membership Fees, Less Return Premiums and Premiums on Policies not Taken		3	4	5	6	7	8	9	10	11	12
	1 Direct Premiums Written	2 Direct Premiums Earned	Dividends Paid or Credited to Policyholders on Direct Business	Direct Unearned Premium Reserves	Direct Losses Paid (deducting salvage)	Direct Losses Incurred	Direct Losses Unpaid	Direct Defense and Cost Containment Expense Paid	Direct Defense and Cost Containment Expense Incurred	Direct Defense and Cost Containment Expense Unpaid	Commissions and Brokerage Expenses	Taxes, Licenses and Fees
1. Fire												
2.1 Allied lines												
2.2 Multiple peril crop												
2.3 Federal flood												
3. Farmowners multiple peril												
4. Homeowners multiple peril												
5.1 Commercial multiple peril (non-liability portion)												
5.2 Commercial multiple peril (liability portion)												
6. Mortgage guaranty												
8. Ocean marine												
9. Inland marine												
10. Financial guaranty												
11. Medical professional liability												
12. Earthquake												
13. Group accident and health (b)												
14. Credit A and H (group and individual)												
15.1 Collectively renewable A and H (b)												
15.2 Non-cancellable A and H (b)												
15.3 Guaranteed renewable A and H (b)												
15.4 Non-renewable for stated reasons only (b)												
15.5 Other accident only												
15.6 Medicare Title XVIII exempt from state taxes or fees												
15.7 All other A and H (b)												
15.8 Federal employees health benefits program premium (b)												
16. Workers' compensation												
17.1 Other liability - occurrence												
17.2 Other liability - claims-made												
17.3 Excess workers' compensation												
18. Products liability												
19.1 Private passenger auto no-fault (personal injury protection)												
19.2 Other private passenger auto liability												
19.3 Commercial auto no-fault (personal injury protection)												
19.4 Other commercial auto liability												
21.1 Private passenger auto physical damage												
21.2 Commercial auto physical damage												
22. Aircraft (all perils)												
23. Fidelity												
24. Surety	1,156	1,046		298								1,138
26. Burglary and theft												
27. Boiler and machinery												
28. Credit												
30. Warranty												
34. Aggregate write-ins for other lines of business												
35. TOTALS (a)	1,156	1,046		298								1,138
DETAILS OF WRITE-INS												
3401												
3402												
3403												
3498. Summary of remaining write-ins for Line 34 from overflow page												
3499. Totals (Line 3401 through Line 3403 plus Line 3498) (Line 34 above)												

19NM

(a) Finance and service charges not included in Line 1 to Line 35 \$
 (b) For health business on indicated lines report: Number of persons insured under PPO managed care products and number of persons insured under indemnity only products



EXHIBIT OF PREMIUMS AND LOSSES (Statutory Page 14)
BUSINESS IN THE STATE OF NEW YORK DURING THE YEAR 2009

Line of Business	Gross Premiums, Including Policy and Membership Fees, Less Return Premiums and Premiums on Policies not Taken		3	4	5	6	7	8	9	10	11	12
	1 Direct Premiums Written	2 Direct Premiums Earned	Dividends Paid or Credited to Policyholders on Direct Business	Direct Unearned Premium Reserves	Direct Losses Paid (deducting salvage)	Direct Losses Incurred	Direct Losses Unpaid	Direct Defense and Cost Containment Expense Paid	Direct Defense and Cost Containment Expense Incurred	Direct Defense and Cost Containment Expense Unpaid	Commissions and Brokerage Expenses	Taxes, Licenses and Fees
1. Fire												
2.1 Allied lines												
2.2 Multiple peril crop												
2.3 Federal flood												
3. Farmowners multiple peril												
4. Homeowners multiple peril												
5.1 Commercial multiple peril (non-liability portion)												
5.2 Commercial multiple peril (liability portion)												
6. Mortgage guaranty												
8. Ocean marine												
9. Inland marine												
10. Financial guaranty												
11. Medical professional liability												
12. Earthquake												
13. Group accident and health (b)												
14. Credit A and H (group and individual)												
15.1 Collectively renewable A and H (b)												
15.2 Non-cancellable A and H (b)												
15.3 Guaranteed renewable A and H (b)												
15.4 Non-renewable for stated reasons only (b)												
15.5 Other accident only												
15.6 Medicare Title XVIII exempt from state taxes or fees												
15.7 All other A and H (b)												
15.8 Federal employees health benefits program premium (b)												
16. Workers' compensation												
17.1 Other liability - occurrence												
17.2 Other liability - claims-made												
17.3 Excess workers' compensation												
18. Products liability												
19.1 Private passenger auto no-fault (personal injury protection)												
19.2 Other private passenger auto liability												
19.3 Commercial auto no-fault (personal injury protection)												
19.4 Other commercial auto liability												
21.1 Private passenger auto physical damage												
21.2 Commercial auto physical damage												
22. Aircraft (all perils)												
23. Fidelity												
24. Surety	153,866	182,488		21,782		(9,647)	876	370	(5,070)	219	2,150	17,332
26. Burglary and theft												
27. Boiler and machinery												
28. Credit												
30. Warranty												
34. Aggregate write-ins for other lines of business												
35. TOTALS (a)	153,866	182,488		21,782		(9,647)	876	370	(5,070)	219	2,150	17,332
DETAILS OF WRITE-INS												
3401												
3402												
3403												
3498. Summary of remaining write-ins for Line 34 from overflow page												
3499. Totals (Line 3401 through Line 3403 plus Line 3498) (Line 34 above)												

19NY

(a) Finance and service charges not included in Line 1 to Line 35 \$
 (b) For health business on indicated lines report: Number of persons insured under PPO managed care products and number of persons insured under indemnity only products



EXHIBIT OF PREMIUMS AND LOSSES (Statutory Page 14)
BUSINESS IN THE STATE OF NORTH CAROLINA DURING THE YEAR 2009

Line of Business	Gross Premiums, Including Policy and Membership Fees, Less Return Premiums and Premiums on Policies not Taken		3	4	5	6	7	8	9	10	11	12
	1 Direct Premiums Written	2 Direct Premiums Earned	Dividends Paid or Credited to Policyholders on Direct Business	Direct Unearned Premium Reserves	Direct Losses Paid (deducting salvage)	Direct Losses Incurred	Direct Losses Unpaid	Direct Defense and Cost Containment Expense Paid	Direct Defense and Cost Containment Expense Incurred	Direct Defense and Cost Containment Expense Unpaid	Commissions and Brokerage Expenses	Taxes, Licenses and Fees
1. Fire												
2.1 Allied lines												
2.2 Multiple peril crop												
2.3 Federal flood												
3. Farmowners multiple peril												
4. Homeowners multiple peril												
5.1 Commercial multiple peril (non-liability portion)												
5.2 Commercial multiple peril (liability portion)												
6. Mortgage guaranty												
8. Ocean marine												
9. Inland marine												
10. Financial guaranty												
11. Medical professional liability												
12. Earthquake												
13. Group accident and health (b)												
14. Credit A and H (group and individual)												
15.1 Collectively renewable A and H (b)												
15.2 Non-cancellable A and H (b)												
15.3 Guaranteed renewable A and H (b)												
15.4 Non-renewable for stated reasons only (b)												
15.5 Other accident only												
15.6 Medicare Title XVIII exempt from state taxes or fees												
15.7 All other A and H (b)												
15.8 Federal employees health benefits program premium (b)												
16. Workers' compensation												
17.1 Other liability - occurrence												
17.2 Other liability - claims-made												
17.3 Excess workers' compensation												
18. Products liability												
19.1 Private passenger auto no-fault (personal injury protection)												
19.2 Other private passenger auto liability												
19.3 Commercial auto no-fault (personal injury protection)												
19.4 Other commercial auto liability												
21.1 Private passenger auto physical damage												
21.2 Commercial auto physical damage												
22. Aircraft (all perils)												
23. Fidelity												
24. Surety	1,488,980	1,559,913		208,113		(716)	1,800	(179)	450	900	236,238	
26. Burglary and theft												
27. Boiler and machinery												
28. Credit												
30. Warranty												
34. Aggregate write-ins for other lines of business												
35. TOTALS (a)	1,488,980	1,559,913		208,113		(716)	1,800	(179)	450	900	236,238	
DETAILS OF WRITE-INS												
3401.												
3402.												
3403.												
3498. Summary of remaining write-ins for Line 34 from overflow page												
3499. Totals (Line 3401 through Line 3403 plus Line 3498) (Line 34 above)												

19NC

(a) Finance and service charges not included in Line 1 to Line 35 \$
 (b) For health business on indicated lines report: Number of persons insured under PPO managed care products and number of persons insured under indemnity only products



EXHIBIT OF PREMIUMS AND LOSSES (Statutory Page 14)
BUSINESS IN THE STATE OF NORTH DAKOTA DURING THE YEAR 2009

Line of Business	Gross Premiums, Including Policy and Membership Fees, Less Return Premiums and Premiums on Policies not Taken		3	4	5	6	7	8	9	10	11	12
	1 Direct Premiums Written	2 Direct Premiums Earned	Dividends Paid or Credited to Policyholders on Direct Business	Direct Unearned Premium Reserves	Direct Losses Paid (deducting salvage)	Direct Losses Incurred	Direct Losses Unpaid	Direct Defense and Cost Containment Expense Paid	Direct Defense and Cost Containment Expense Incurred	Direct Defense and Cost Containment Expense Unpaid	Commissions and Brokerage Expenses	Taxes, Licenses and Fees
1. Fire												
2.1 Allied lines												
2.2 Multiple peril crop												
2.3 Federal flood												
3. Farmowners multiple peril												
4. Homeowners multiple peril												
5.1 Commercial multiple peril (non-liability portion)												
5.2 Commercial multiple peril (liability portion)												
6. Mortgage guaranty												
8. Ocean marine												
9. Inland marine												
10. Financial guaranty												
11. Medical professional liability												
12. Earthquake												
13. Group accident and health (b)												
14. Credit A and H (group and individual)												
15.1 Collectively renewable A and H (b)												
15.2 Non-cancellable A and H (b)												
15.3 Guaranteed renewable A and H (b)												
15.4 Non-renewable for stated reasons only (b)												
15.5 Other accident only												
15.6 Medicare Title XVIII exempt from state taxes or fees												
15.7 All other A and H (b)												
15.8 Federal employees health benefits program premium (b)												
16. Workers' compensation												
17.1 Other liability - occurrence												
17.2 Other liability - claims-made												
17.3 Excess workers' compensation												
18. Products liability												
19.1 Private passenger auto no-fault (personal injury protection)												
19.2 Other private passenger auto liability												
19.3 Commercial auto no-fault (personal injury protection)												
19.4 Other commercial auto liability												
21.1 Private passenger auto physical damage												
21.2 Commercial auto physical damage												
22. Aircraft (all perils)												
23. Fidelity												
24. Surety	3,135	4,740		484		314	871		79	218	940	1,182
26. Burglary and theft												
27. Boiler and machinery												
28. Credit												
30. Warranty												
34. Aggregate write-ins for other lines of business												
35. TOTALS (a)	3,135	4,740		484		314	871		79	218	940	1,182
DETAILS OF WRITE-INS												
3401												
3402												
3403												
3498. Summary of remaining write-ins for Line 34 from overflow page												
3499. Totals (Line 3401 through Line 3403 plus Line 3498) (Line 34 above)												

19ND

(a) Finance and service charges not included in Line 1 to Line 35 \$
 (b) For health business on indicated lines report: Number of persons insured under PPO managed care products and number of persons insured under indemnity only products



EXHIBIT OF PREMIUMS AND LOSSES (Statutory Page 14)
BUSINESS IN THE STATE OF OHIO DURING THE YEAR 2009

Line of Business	Gross Premiums, Including Policy and Membership Fees, Less Return Premiums and Premiums on Policies not Taken		3	4	5	6	7	8	9	10	11	12
	1 Direct Premiums Written	2 Direct Premiums Earned	Dividends Paid or Credited to Policyholders on Direct Business	Direct Unearned Premium Reserves	Direct Losses Paid (deducting salvage)	Direct Losses Incurred	Direct Losses Unpaid	Direct Defense and Cost Containment Expense Paid	Direct Defense and Cost Containment Expense Incurred	Direct Defense and Cost Containment Expense Unpaid	Commissions and Brokerage Expenses	Taxes, Licenses and Fees
1. Fire												
2.1 Allied lines												
2.2 Multiple peril crop												
2.3 Federal flood												
3. Farmowners multiple peril												
4. Homeowners multiple peril												
5.1 Commercial multiple peril (non-liability portion)												
5.2 Commercial multiple peril (liability portion)												
6. Mortgage guaranty												
8. Ocean marine												
9. Inland marine												
10. Financial guaranty												
11. Medical professional liability												
12. Earthquake												
13. Group accident and health (b)												
14. Credit A and H (group and individual)												
15.1 Collectively renewable A and H (b)												
15.2 Non-cancellable A and H (b)												
15.3 Guaranteed renewable A and H (b)												
15.4 Non-renewable for stated reasons only (b)												
15.5 Other accident only												
15.6 Medicare Title XVIII exempt from state taxes or fees												
15.7 All other A and H (b)												
15.8 Federal employees health benefits program premium (b)												
16. Workers' compensation												
17.1 Other liability - occurrence												
17.2 Other liability - claims-made												
17.3 Excess workers' compensation												
18. Products liability												
19.1 Private passenger auto no-fault (personal injury protection)												
19.2 Other private passenger auto liability												
19.3 Commercial auto no-fault (personal injury protection)												
19.4 Other commercial auto liability												
21.1 Private passenger auto physical damage												
21.2 Commercial auto physical damage												
22. Aircraft (all perils)												
23. Fidelity												
24. Surety	471,474	597,012		57,484		3,003	10,503		751	2,626	22,687	12,965
26. Burglary and theft												
27. Boiler and machinery												
28. Credit												
30. Warranty												
34. Aggregate write-ins for other lines of business												
35. TOTALS (a)	471,474	597,012		57,484		3,003	10,503		751	2,626	22,687	12,965
DETAILS OF WRITE-INS												
3401.												
3402.												
3403.												
3498. Summary of remaining write-ins for Line 34 from overflow page												
3499. Totals (Line 3401 through Line 3403 plus Line 3498) (Line 34 above)												

190H

(a) Finance and service charges not included in Line 1 to Line 35 \$
 (b) For health business on indicated lines report: Number of persons insured under PPO managed care products and number of persons insured under indemnity only products



EXHIBIT OF PREMIUMS AND LOSSES (Statutory Page 14)
BUSINESS IN THE STATE OF OKLAHOMA DURING THE YEAR 2009

Line of Business	Gross Premiums, Including Policy and Membership Fees, Less Return Premiums and Premiums on Policies not Taken		3	4	5	6	7	8	9	10	11	12
	1 Direct Premiums Written	2 Direct Premiums Earned	Dividends Paid or Credited to Policyholders on Direct Business	Direct Unearned Premium Reserves	Direct Losses Paid (deducting salvage)	Direct Losses Incurred	Direct Losses Unpaid	Direct Defense and Cost Containment Expense Paid	Direct Defense and Cost Containment Expense Incurred	Direct Defense and Cost Containment Expense Unpaid	Commissions and Brokerage Expenses	Taxes, Licenses and Fees
1. Fire												
2.1 Allied lines												
2.2 Multiple peril crop												
2.3 Federal flood												
3. Farmowners multiple peril												
4. Homeowners multiple peril												
5.1 Commercial multiple peril (non-liability portion)												
5.2 Commercial multiple peril (liability portion)												
6. Mortgage guaranty												
8. Ocean marine												
9. Inland marine												
10. Financial guaranty												
11. Medical professional liability												
12. Earthquake												
13. Group accident and health (b)												
14. Credit A and H (group and individual)												
15.1 Collectively renewable A and H (b)												
15.2 Non-cancellable A and H (b)												
15.3 Guaranteed renewable A and H (b)												
15.4 Non-renewable for stated reasons only (b)												
15.5 Other accident only												
15.6 Medicare Title XVIII exempt from state taxes or fees												
15.7 All other A and H (b)												
15.8 Federal employees health benefits program premium (b)												
16. Workers' compensation												
17.1 Other liability - occurrence												
17.2 Other liability - claims-made												
17.3 Excess workers' compensation												
18. Products liability												
19.1 Private passenger auto no-fault (personal injury protection)												
19.2 Other private passenger auto liability												
19.3 Commercial auto no-fault (personal injury protection)												
19.4 Other commercial auto liability												
21.1 Private passenger auto physical damage												
21.2 Commercial auto physical damage												
22. Aircraft (all perils)												
23. Fidelity												
24. Surety	290,963	331,250		19,813								34,195
26. Burglary and theft												
27. Boiler and machinery												
28. Credit												
30. Warranty												
34. Aggregate write-ins for other lines of business												
35. TOTALS (a)	290,963	331,250		19,813								34,195
DETAILS OF WRITE-INS												
3401												
3402												
3403												
3498. Summary of remaining write-ins for Line 34 from overflow page												
3499. Totals (Line 3401 through Line 3403 plus Line 3498) (Line 34 above)												

190K

(a) Finance and service charges not included in Line 1 to Line 35 \$
 (b) For health business on indicated lines report: Number of persons insured under PPO managed care products and number of persons insured under indemnity only products



EXHIBIT OF PREMIUMS AND LOSSES (Statutory Page 14)
BUSINESS IN THE STATE OF OREGON DURING THE YEAR 2009

Line of Business	Gross Premiums, Including Policy and Membership Fees, Less Return Premiums and Premiums on Policies not Taken		3	4	5	6	7	8	9	10	11	12
	1 Direct Premiums Written	2 Direct Premiums Earned	Dividends Paid or Credited to Policyholders on Direct Business	Direct Unearned Premium Reserves	Direct Losses Paid (deducting salvage)	Direct Losses Incurred	Direct Losses Unpaid	Direct Defense and Cost Containment Expense Paid	Direct Defense and Cost Containment Expense Incurred	Direct Defense and Cost Containment Expense Unpaid	Commissions and Brokerage Expenses	Taxes, Licenses and Fees
1. Fire												
2.1 Allied lines												
2.2 Multiple peril crop												
2.3 Federal flood												
3. Farmowners multiple peril												
4. Homeowners multiple peril												
5.1 Commercial multiple peril (non-liability portion)												
5.2 Commercial multiple peril (liability portion)												
6. Mortgage guaranty												
8. Ocean marine												
9. Inland marine												
10. Financial guaranty												
11. Medical professional liability												
12. Earthquake												
13. Group accident and health (b)												
14. Credit A and H (group and individual)												
15.1 Collectively renewable A and H (b)												
15.2 Non-cancellable A and H (b)												
15.3 Guaranteed renewable A and H (b)												
15.4 Non-renewable for stated reasons only (b)												
15.5 Other accident only												
15.6 Medicare Title XVIII exempt from state taxes or fees												
15.7 All other A and H (b)												
15.8 Federal employees health benefits program premium (b)												
16. Workers' compensation												
17.1 Other liability - occurrence												
17.2 Other liability - claims-made												
17.3 Excess workers' compensation												
18. Products liability												
19.1 Private passenger auto no-fault (personal injury protection)												
19.2 Other private passenger auto liability												
19.3 Commercial auto no-fault (personal injury protection)												
19.4 Other commercial auto liability												
21.1 Private passenger auto physical damage												
21.2 Commercial auto physical damage												
22. Aircraft (all perils)												
23. Fidelity												
24. Surety	2,400	1,200		1,200		240	240		60	60	720	1,548
26. Burglary and theft												
27. Boiler and machinery												
28. Credit												
30. Warranty												
34. Aggregate write-ins for other lines of business												
35. TOTALS (a)	2,400	1,200		1,200		240	240		60	60	720	1,548
DETAILS OF WRITE-INS												
3401.												
3402.												
3403.												
3498. Summary of remaining write-ins for Line 34 from overflow page												
3499. Totals (Line 3401 through Line 3403 plus Line 3498) (Line 34 above)												

190R

(a) Finance and service charges not included in Line 1 to Line 35 \$
 (b) For health business on indicated lines report: Number of persons insured under PPO managed care products and number of persons insured under indemnity only products



EXHIBIT OF PREMIUMS AND LOSSES (Statutory Page 14)
BUSINESS IN THE STATE OF PENNSYLVANIA DURING THE YEAR 2009

Line of Business	Gross Premiums, Including Policy and Membership Fees, Less Return Premiums and Premiums on Policies not Taken		3 Dividends Paid or Credited to Policyholders on Direct Business	4 Direct Unearned Premium Reserves	5 Direct Losses Paid (deducting salvage)	6 Direct Losses Incurred	7 Direct Losses Unpaid	8 Direct Defense and Cost Containment Expense Paid	9 Direct Defense and Cost Containment Expense Incurred	10 Direct Defense and Cost Containment Expense Unpaid	11 Commissions and Brokerage Expenses	12 Taxes, Licenses and Fees
	1 Direct Premiums Written	2 Direct Premiums Earned										
1. Fire												
2.1 Allied lines												
2.2 Multiple peril crop												
2.3 Federal flood												
3. Farmowners multiple peril												
4. Homeowners multiple peril												
5.1 Commercial multiple peril (non-liability portion)												
5.2 Commercial multiple peril (liability portion)												
6. Mortgage guaranty												
8. Ocean marine												
9. Inland marine												
10. Financial guaranty												
11. Medical professional liability												
12. Earthquake												
13. Group accident and health (b)												
14. Credit A and H (group and individual)												
15.1 Collectively renewable A and H (b)												
15.2 Non-cancellable A and H (b)												
15.3 Guaranteed renewable A and H (b)												
15.4 Non-renewable for stated reasons only (b)												
15.5 Other accident only												
15.6 Medicare Title XVIII exempt from state taxes or fees												
15.7 All other A and H (b)												
15.8 Federal employees health benefits program premium (b)												
16. Workers' compensation												
17.1 Other liability - occurrence												
17.2 Other liability - claims-made												
17.3 Excess workers' compensation												
18. Products liability												
19.1 Private passenger auto no-fault (personal injury protection)												
19.2 Other private passenger auto liability												
19.3 Commercial auto no-fault (personal injury protection)												
19.4 Other commercial auto liability												
21.1 Private passenger auto physical damage												
21.2 Commercial auto physical damage												
22. Aircraft (all perils)												
23. Fidelity												
24. Surety	273,002	330,704		29,745		(26,944)	14,930	(6,737)	3,732	33,882	7,723	
26. Burglary and theft												
27. Boiler and machinery												
28. Credit												
30. Warranty												
34. Aggregate write-ins for other lines of business												
35. TOTALS (a)	273,002	330,704		29,745		(26,944)	14,930	(6,737)	3,732	33,882	7,723	
DETAILS OF WRITE-INS												
3401.												
3402.												
3403.												
3498. Summary of remaining write-ins for Line 34 from overflow page												
3499. Totals (Line 3401 through Line 3403 plus Line 3498) (Line 34 above)												

19PA

(a) Finance and service charges not included in Line 1 to Line 35 \$
 (b) For health business on indicated lines report: Number of persons insured under PPO managed care products and number of persons insured under indemnity only products



EXHIBIT OF PREMIUMS AND LOSSES (Statutory Page 14)
BUSINESS IN THE STATE OF RHODE ISLAND DURING THE YEAR 2009

Line of Business	Gross Premiums, Including Policy and Membership Fees, Less Return Premiums and Premiums on Policies not Taken		3	4	5	6	7	8	9	10	11	12
	1 Direct Premiums Written	2 Direct Premiums Earned	Dividends Paid or Credited to Policyholders on Direct Business	Direct Unearned Premium Reserves	Direct Losses Paid (deducting salvage)	Direct Losses Incurred	Direct Losses Unpaid	Direct Defense and Cost Containment Expense Paid	Direct Defense and Cost Containment Expense Incurred	Direct Defense and Cost Containment Expense Unpaid	Commissions and Brokerage Expenses	Taxes, Licenses and Fees
1. Fire												
2.1 Allied lines												
2.2 Multiple peril crop												
2.3 Federal flood												
3. Farmowners multiple peril												
4. Homeowners multiple peril												
5.1 Commercial multiple peril (non-liability portion)												
5.2 Commercial multiple peril (liability portion)												
6. Mortgage guaranty												
8. Ocean marine												
9. Inland marine												
10. Financial guaranty												
11. Medical professional liability												
12. Earthquake												
13. Group accident and health (b)												
14. Credit A and H (group and individual)												
15.1 Collectively renewable A and H (b)												
15.2 Non-cancellable A and H (b)												
15.3 Guaranteed renewable A and H (b)												
15.4 Non-renewable for stated reasons only (b)												
15.5 Other accident only												
15.6 Medicare Title XVIII exempt from state taxes or fees												
15.7 All other A and H (b)												
15.8 Federal employees health benefits program premium (b)												
16. Workers' compensation												
17.1 Other liability - occurrence												
17.2 Other liability - claims-made												
17.3 Excess workers' compensation												
18. Products liability												
19.1 Private passenger auto no-fault (personal injury protection)												
19.2 Other private passenger auto liability												
19.3 Commercial auto no-fault (personal injury protection)												
19.4 Other commercial auto liability												
21.1 Private passenger auto physical damage												
21.2 Commercial auto physical damage												
22. Aircraft (all perils)												
23. Fidelity												
24. Surety												1,150
26. Burglary and theft												
27. Boiler and machinery												
28. Credit												
30. Warranty												
34. Aggregate write-ins for other lines of business												
35. TOTALS (a)												1,150
DETAILS OF WRITE-INS												
3401												
3402												
3403												
3498. Summary of remaining write-ins for Line 34 from overflow page												
3499. Totals (Line 3401 through Line 3403 plus Line 3498) (Line 34 above)												

19R1

(a) Finance and service charges not included in Line 1 to Line 35 \$
 (b) For health business on indicated lines report: Number of persons insured under PPO managed care products and number of persons insured under indemnity only products



EXHIBIT OF PREMIUMS AND LOSSES (Statutory Page 14)
BUSINESS IN THE STATE OF SOUTH CAROLINA DURING THE YEAR 2009

Line of Business	Gross Premiums, Including Policy and Membership Fees, Less Return Premiums and Premiums on Policies not Taken		3	4	5	6	7	8	9	10	11	12
	1 Direct Premiums Written	2 Direct Premiums Earned	Dividends Paid or Credited to Policyholders on Direct Business	Direct Unearned Premium Reserves	Direct Losses Paid (deducting salvage)	Direct Losses Incurred	Direct Losses Unpaid	Direct Defense and Cost Containment Expense Paid	Direct Defense and Cost Containment Expense Incurred	Direct Defense and Cost Containment Expense Unpaid	Commissions and Brokerage Expenses	Taxes, Licenses and Fees
1. Fire												
2.1 Allied lines												
2.2 Multiple peril crop												
2.3 Federal flood												
3. Farmowners multiple peril												
4. Homeowners multiple peril												
5.1 Commercial multiple peril (non-liability portion)												
5.2 Commercial multiple peril (liability portion)												
6. Mortgage guaranty												
8. Ocean marine												
9. Inland marine												
10. Financial guaranty												
11. Medical professional liability												
12. Earthquake												
13. Group accident and health (b)												
14. Credit A and H (group and individual)												
15.1 Collectively renewable A and H (b)												
15.2 Non-cancellable A and H (b)												
15.3 Guaranteed renewable A and H (b)												
15.4 Non-renewable for stated reasons only (b)												
15.5 Other accident only												
15.6 Medicare Title XVIII exempt from state taxes or fees												
15.7 All other A and H (b)												
15.8 Federal employees health benefits program premium (b)												
16. Workers' compensation												
17.1 Other liability - occurrence												
17.2 Other liability - claims-made												
17.3 Excess workers' compensation												
18. Products liability												
19.1 Private passenger auto no-fault (personal injury protection)												
19.2 Other private passenger auto liability												
19.3 Commercial auto no-fault (personal injury protection)												
19.4 Other commercial auto liability												
21.1 Private passenger auto physical damage												
21.2 Commercial auto physical damage												
22. Aircraft (all perils)												
23. Fidelity												
24. Surety	81,598	93,450		9,107		(78,774)	60	17,922	24,338	14,391		2,627
26. Burglary and theft												
27. Boiler and machinery												
28. Credit												
30. Warranty												
34. Aggregate write-ins for other lines of business												
35. TOTALS (a)	81,598	93,450		9,107		(78,774)	60	17,922	24,338	14,391		2,627
DETAILS OF WRITE-INS												
3401												
3402												
3403												
3498. Summary of remaining write-ins for Line 34 from overflow page												
3499. Totals (Line 3401 through Line 3403 plus Line 3498) (Line 34 above)												

19SC

(a) Finance and service charges not included in Line 1 to Line 35 \$
 (b) For health business on indicated lines report: Number of persons insured under PPO managed care products and number of persons insured under indemnity only products



EXHIBIT OF PREMIUMS AND LOSSES (Statutory Page 14)
BUSINESS IN THE STATE OF SOUTH DAKOTA DURING THE YEAR 2009

Line of Business	Gross Premiums, Including Policy and Membership Fees, Less Return Premiums and Premiums on Policies not Taken		3 Dividends Paid or Credited to Policyholders on Direct Business	4 Direct Unearned Premium Reserves	5 Direct Losses Paid (deducting salvage)	6 Direct Losses Incurred	7 Direct Losses Unpaid	8 Direct Defense and Cost Containment Expense Paid	9 Direct Defense and Cost Containment Expense Incurred	10 Direct Defense and Cost Containment Expense Unpaid	11 Commissions and Brokerage Expenses	12 Taxes, Licenses and Fees
	1 Direct Premiums Written	2 Direct Premiums Earned										
1. Fire												
2.1 Allied lines												
2.2 Multiple peril crop												
2.3 Federal flood												
3. Farmowners multiple peril												
4. Homeowners multiple peril												
5.1 Commercial multiple peril (non-liability portion)												
5.2 Commercial multiple peril (liability portion)												
6. Mortgage guaranty												
8. Ocean marine												
9. Inland marine												
10. Financial guaranty												
11. Medical professional liability												
12. Earthquake												
13. Group accident and health (b)												
14. Credit A and H (group and individual)												
15.1 Collectively renewable A and H (b)												
15.2 Non-cancellable A and H (b)												
15.3 Guaranteed renewable A and H (b)												
15.4 Non-renewable for stated reasons only (b)												
15.5 Other accident only												
15.6 Medicare Title XVIII exempt from state taxes or fees												
15.7 All other A and H (b)												
15.8 Federal employees health benefits program premium (b)												
16. Workers' compensation												
17.1 Other liability - occurrence												
17.2 Other liability - claims-made												
17.3 Excess workers' compensation												
18. Products liability												
19.1 Private passenger auto no-fault (personal injury protection)												
19.2 Other private passenger auto liability												
19.3 Commercial auto no-fault (personal injury protection)												
19.4 Other commercial auto liability												
21.1 Private passenger auto physical damage												
21.2 Commercial auto physical damage												
22. Aircraft (all perils)												
23. Fidelity												
24. Surety	31,779	25,035		6,744		3,178	3,178	794	794	9,534	1,552	
26. Burglary and theft												
27. Boiler and machinery												
28. Credit												
30. Warranty												
34. Aggregate write-ins for other lines of business												
35. TOTALS (a)	31,779	25,035		6,744		3,178	3,178	794	794	9,534	1,552	
DETAILS OF WRITE-INS												
3401												
3402												
3403												
3498. Summary of remaining write-ins for Line 34 from overflow page												
3499. Totals (Line 3401 through Line 3403 plus Line 3498) (Line 34 above)												

19SD

(a) Finance and service charges not included in Line 1 to Line 35 \$
 (b) For health business on indicated lines report: Number of persons insured under PPO managed care products and number of persons insured under indemnity only products



EXHIBIT OF PREMIUMS AND LOSSES (Statutory Page 14)
BUSINESS IN THE STATE OF TENNESSEE DURING THE YEAR 2009

Line of Business	Gross Premiums, Including Policy and Membership Fees, Less Return Premiums and Premiums on Policies not Taken		3	4	5	6	7	8	9	10	11	12
	1 Direct Premiums Written	2 Direct Premiums Earned	Dividends Paid or Credited to Policyholders on Direct Business	Direct Unearned Premium Reserves	Direct Losses Paid (deducting salvage)	Direct Losses Incurred	Direct Losses Unpaid	Direct Defense and Cost Containment Expense Paid	Direct Defense and Cost Containment Expense Incurred	Direct Defense and Cost Containment Expense Unpaid	Commissions and Brokerage Expenses	Taxes, Licenses and Fees
1. Fire												
2.1 Allied lines												
2.2 Multiple peril crop												
2.3 Federal flood												
3. Farmowners multiple peril												
4. Homeowners multiple peril												
5.1 Commercial multiple peril (non-liability portion)												
5.2 Commercial multiple peril (liability portion)												
6. Mortgage guaranty												
8. Ocean marine												
9. Inland marine												
10. Financial guaranty												
11. Medical professional liability												
12. Earthquake												
13. Group accident and health (b)												
14. Credit A and H (group and individual)												
15.1 Collectively renewable A and H (b)												
15.2 Non-cancellable A and H (b)												
15.3 Guaranteed renewable A and H (b)												
15.4 Non-renewable for stated reasons only (b)												
15.5 Other accident only												
15.6 Medicare Title XVIII exempt from state taxes or fees												
15.7 All other A and H (b)												
15.8 Federal employees health benefits program premium (b)												
16. Workers' compensation												
17.1 Other liability - occurrence												
17.2 Other liability - claims-made												
17.3 Excess workers' compensation												
18. Products liability												
19.1 Private passenger auto no-fault (personal injury protection)												
19.2 Other private passenger auto liability												
19.3 Commercial auto no-fault (personal injury protection)												
19.4 Other commercial auto liability												
21.1 Private passenger auto physical damage												
21.2 Commercial auto physical damage												
22. Aircraft (all perils)												
23. Fidelity												
24. Surety	421,759	482,204		41,514		3,240	4,603		810	1,151	10,660	11,092
26. Burglary and theft												
27. Boiler and machinery												
28. Credit												
30. Warranty												
34. Aggregate write-ins for other lines of business												
35. TOTALS (a)	421,759	482,204		41,514		3,240	4,603		810	1,151	10,660	11,092
DETAILS OF WRITE-INS												
3401.												
3402.												
3403.												
3498. Summary of remaining write-ins for Line 34 from overflow page												
3499. Totals (Line 3401 through Line 3403 plus Line 3498) (Line 34 above)												

19TN

(a) Finance and service charges not included in Line 1 to Line 35 \$
 (b) For health business on indicated lines report: Number of persons insured under PPO managed care products and number of persons insured under indemnity only products



EXHIBIT OF PREMIUMS AND LOSSES (Statutory Page 14)
BUSINESS IN THE STATE OF TEXAS DURING THE YEAR 2009

Line of Business	Gross Premiums, Including Policy and Membership Fees, Less Return Premiums and Premiums on Policies not Taken		3 Dividends Paid or Credited to Policyholders on Direct Business	4 Direct Unearned Premium Reserves	5 Direct Losses Paid (deducting salvage)	6 Direct Losses Incurred	7 Direct Losses Unpaid	8 Direct Defense and Cost Containment Expense Paid	9 Direct Defense and Cost Containment Expense Incurred	10 Direct Defense and Cost Containment Expense Unpaid	11 Commissions and Brokerage Expenses	12 Taxes, Licenses and Fees
	1 Direct Premiums Written	2 Direct Premiums Earned										
1. Fire												
2.1 Allied lines												
2.2 Multiple peril crop												
2.3 Federal flood												
3. Farmowners multiple peril												
4. Homeowners multiple peril												
5.1 Commercial multiple peril (non-liability portion)												
5.2 Commercial multiple peril (liability portion)												
6. Mortgage guaranty												
8. Ocean marine												
9. Inland marine												
10. Financial guaranty												
11. Medical professional liability												
12. Earthquake												
13. Group accident and health (b)												
14. Credit A and H (group and individual)												
15.1 Collectively renewable A and H (b)												
15.2 Non-cancellable A and H (b)												
15.3 Guaranteed renewable A and H (b)												
15.4 Non-renewable for stated reasons only (b)												
15.5 Other accident only												
15.6 Medicare Title XVIII exempt from state taxes or fees												
15.7 All other A and H (b)												
15.8 Federal employees health benefits program premium (b)												
16. Workers' compensation												
17.1 Other liability - occurrence												
17.2 Other liability - claims-made												
17.3 Excess workers' compensation												
18. Products liability												
19.1 Private passenger auto no-fault (personal injury protection)												
19.2 Other private passenger auto liability												
19.3 Commercial auto no-fault (personal injury protection)												
19.4 Other commercial auto liability												
21.1 Private passenger auto physical damage												
21.2 Commercial auto physical damage												
22. Aircraft (all perils)												
23. Fidelity												
24. Surety	2,852,421	2,974,216		372,008		16,694	19,190		4,174	4,798	55,040	58,665
26. Burglary and theft												
27. Boiler and machinery												
28. Credit												
30. Warranty												
34. Aggregate write-ins for other lines of business												
35. TOTALS (a)	2,852,421	2,974,216		372,008		16,694	19,190		4,174	4,798	55,040	58,665
DETAILS OF WRITE-INS												
3401.												
3402.												
3403.												
3498. Summary of remaining write-ins for Line 34 from overflow page												
3499. Totals (Line 3401 through Line 3403 plus Line 3498) (Line 34 above)												

19TX

(a) Finance and service charges not included in Line 1 to Line 35 \$
 (b) For health business on indicated lines report: Number of persons insured under PPO managed care products and number of persons insured under indemnity only products



EXHIBIT OF PREMIUMS AND LOSSES (Statutory Page 14)
BUSINESS IN THE STATE OF UTAH DURING THE YEAR 2009

Line of Business	Gross Premiums, Including Policy and Membership Fees, Less Return Premiums and Premiums on Policies not Taken		3	4	5	6	7	8	9	10	11	12
	1 Direct Premiums Written	2 Direct Premiums Earned	Dividends Paid or Credited to Policyholders on Direct Business	Direct Unearned Premium Reserves	Direct Losses Paid (deducting salvage)	Direct Losses Incurred	Direct Losses Unpaid	Direct Defense and Cost Containment Expense Paid	Direct Defense and Cost Containment Expense Incurred	Direct Defense and Cost Containment Expense Unpaid	Commissions and Brokerage Expenses	Taxes, Licenses and Fees
1. Fire												
2.1 Allied lines												
2.2 Multiple peril crop												
2.3 Federal flood												
3. Farmowners multiple peril												
4. Homeowners multiple peril												
5.1 Commercial multiple peril (non-liability portion)												
5.2 Commercial multiple peril (liability portion)												
6. Mortgage guaranty												
8. Ocean marine												
9. Inland marine												
10. Financial guaranty												
11. Medical professional liability												
12. Earthquake												
13. Group accident and health (b)												
14. Credit A and H (group and individual)												
15.1 Collectively renewable A and H (b)												
15.2 Non-cancellable A and H (b)												
15.3 Guaranteed renewable A and H (b)												
15.4 Non-renewable for stated reasons only (b)												
15.5 Other accident only												
15.6 Medicare Title XVIII exempt from state taxes or fees												
15.7 All other A and H (b)												
15.8 Federal employees health benefits program premium (b)												
16. Workers' compensation												
17.1 Other liability - occurrence												
17.2 Other liability - claims-made												
17.3 Excess workers' compensation												
18. Products liability												
19.1 Private passenger auto no-fault (personal injury protection)												
19.2 Other private passenger auto liability												
19.3 Commercial auto no-fault (personal injury protection)												
19.4 Other commercial auto liability												
21.1 Private passenger auto physical damage												
21.2 Commercial auto physical damage												
22. Aircraft (all perils)												
23. Fidelity												
24. Surety	230	115		115								564
26. Burglary and theft												
27. Boiler and machinery												
28. Credit												
30. Warranty												
34. Aggregate write-ins for other lines of business												
35. TOTALS (a)	230	115		115								564
DETAILS OF WRITE-INS												
3401												
3402												
3403												
3498. Summary of remaining write-ins for Line 34 from overflow page												
3499. Totals (Line 3401 through Line 3403 plus Line 3498) (Line 34 above)												

19UT

(a) Finance and service charges not included in Line 1 to Line 35 \$
 (b) For health business on indicated lines report: Number of persons insured under PPO managed care products and number of persons insured under indemnity only products



EXHIBIT OF PREMIUMS AND LOSSES (Statutory Page 14)
BUSINESS IN THE STATE OF VERMONT DURING THE YEAR 2009

Line of Business	Gross Premiums, Including Policy and Membership Fees, Less Return Premiums and Premiums on Policies not Taken		3	4	5	6	7	8	9	10	11	12
	1 Direct Premiums Written	2 Direct Premiums Earned	Dividends Paid or Credited to Policyholders on Direct Business	Direct Unearned Premium Reserves	Direct Losses Paid (deducting salvage)	Direct Losses Incurred	Direct Losses Unpaid	Direct Defense and Cost Containment Expense Paid	Direct Defense and Cost Containment Expense Incurred	Direct Defense and Cost Containment Expense Unpaid	Commissions and Brokerage Expenses	Taxes, Licenses and Fees
1. Fire												
2.1 Allied lines												
2.2 Multiple peril crop												
2.3 Federal flood												
3. Farmowners multiple peril												
4. Homeowners multiple peril												
5.1 Commercial multiple peril (non-liability portion)												
5.2 Commercial multiple peril (liability portion)												
6. Mortgage guaranty												
8. Ocean marine												
9. Inland marine												
10. Financial guaranty												
11. Medical professional liability												
12. Earthquake												
13. Group accident and health (b)												
14. Credit A and H (group and individual)												
15.1 Collectively renewable A and H (b)												
15.2 Non-cancellable A and H (b)												
15.3 Guaranteed renewable A and H (b)												
15.4 Non-renewable for stated reasons only (b)												
15.5 Other accident only												
15.6 Medicare Title XVIII exempt from state taxes or fees												
15.7 All other A and H (b)												
15.8 Federal employees health benefits program premium (b)												
16. Workers' compensation												
17.1 Other liability - occurrence												
17.2 Other liability - claims-made												
17.3 Excess workers' compensation												
18. Products liability												
19.1 Private passenger auto no-fault (personal injury protection)												
19.2 Other private passenger auto liability												
19.3 Commercial auto no-fault (personal injury protection)												
19.4 Other commercial auto liability												
21.1 Private passenger auto physical damage												
21.2 Commercial auto physical damage												
22. Aircraft (all perils)												
23. Fidelity												
24. Surety												1,090
26. Burglary and theft												
27. Boiler and machinery												
28. Credit												
30. Warranty												
34. Aggregate write-ins for other lines of business												
35. TOTALS (a)												1,090
DETAILS OF WRITE-INS												
3401.												
3402.												
3403.												
3498. Summary of remaining write-ins for Line 34 from overflow page												
3499. Totals (Line 3401 through Line 3403 plus Line 3498) (Line 34 above)												

19VT

(a) Finance and service charges not included in Line 1 to Line 35 \$
 (b) For health business on indicated lines report: Number of persons insured under PPO managed care products and number of persons insured under indemnity only products



EXHIBIT OF PREMIUMS AND LOSSES (Statutory Page 14)
BUSINESS IN THE STATE OF VIRGINIA DURING THE YEAR 2009

Line of Business	Gross Premiums, Including Policy and Membership Fees, Less Return Premiums and Premiums on Policies not Taken		3	4	5	6	7	8	9	10	11	12
	1 Direct Premiums Written	2 Direct Premiums Earned	Dividends Paid or Credited to Policyholders on Direct Business	Direct Unearned Premium Reserves	Direct Losses Paid (deducting salvage)	Direct Losses Incurred	Direct Losses Unpaid	Direct Defense and Cost Containment Expense Paid	Direct Defense and Cost Containment Expense Incurred	Direct Defense and Cost Containment Expense Unpaid	Commissions and Brokerage Expenses	Taxes, Licenses and Fees
1. Fire												
2.1 Allied lines												
2.2 Multiple peril crop												
2.3 Federal flood												
3. Farmowners multiple peril												
4. Homeowners multiple peril												
5.1 Commercial multiple peril (non-liability portion)												
5.2 Commercial multiple peril (liability portion)												
6. Mortgage guaranty												
8. Ocean marine												
9. Inland marine												
10. Financial guaranty												
11. Medical professional liability												
12. Earthquake												
13. Group accident and health (b)												
14. Credit A and H (group and individual)												
15.1 Collectively renewable A and H (b)												
15.2 Non-cancellable A and H (b)												
15.3 Guaranteed renewable A and H (b)												
15.4 Non-renewable for stated reasons only (b)												
15.5 Other accident only												
15.6 Medicare Title XVIII exempt from state taxes or fees												
15.7 All other A and H (b)												
15.8 Federal employees health benefits program premium (b)												
16. Workers' compensation												
17.1 Other liability - occurrence												
17.2 Other liability - claims-made												
17.3 Excess workers' compensation												
18. Products liability												
19.1 Private passenger auto no-fault (personal injury protection)												
19.2 Other private passenger auto liability												
19.3 Commercial auto no-fault (personal injury protection)												
19.4 Other commercial auto liability												
21.1 Private passenger auto physical damage												
21.2 Commercial auto physical damage												
22. Aircraft (all perils)												
23. Fidelity												
24. Surety	238,674	274,151		19,160		(868)		(217)				30,231
26. Burglary and theft												
27. Boiler and machinery												
28. Credit												
30. Warranty												
34. Aggregate write-ins for other lines of business												
35. TOTALS (a)	238,674	274,151		19,160		(868)		(217)				30,231
DETAILS OF WRITE-INS												
3401.												
3402.												
3403.												
3498. Summary of remaining write-ins for Line 34 from overflow page												
3499. Totals (Line 3401 through Line 3403 plus Line 3498) (Line 34 above)												

19VA

(a) Finance and service charges not included in Line 1 to Line 35 \$
 (b) For health business on indicated lines report: Number of persons insured under PPO managed care products and number of persons insured under indemnity only products



EXHIBIT OF PREMIUMS AND LOSSES (Statutory Page 14)
BUSINESS IN THE STATE OF WASHINGTON DURING THE YEAR 2009

Line of Business	Gross Premiums, Including Policy and Membership Fees, Less Return Premiums and Premiums on Policies not Taken		3 Dividends Paid or Credited to Policyholders on Direct Business	4 Direct Unearned Premium Reserves	5 Direct Losses Paid (deducting salvage)	6 Direct Losses Incurred	7 Direct Losses Unpaid	8 Direct Defense and Cost Containment Expense Paid	9 Direct Defense and Cost Containment Expense Incurred	10 Direct Defense and Cost Containment Expense Unpaid	11 Commissions and Brokerage Expenses	12 Taxes, Licenses and Fees
	1 Direct Premiums Written	2 Direct Premiums Earned										
1. Fire												
2.1 Allied lines												
2.2 Multiple peril crop												
2.3 Federal flood												
3. Farmowners multiple peril												
4. Homeowners multiple peril												
5.1 Commercial multiple peril (non-liability portion)												
5.2 Commercial multiple peril (liability portion)												
6. Mortgage guaranty												
8. Ocean marine												
9. Inland marine												
10. Financial guaranty												
11. Medical professional liability												
12. Earthquake												
13. Group accident and health (b)												
14. Credit A and H (group and individual)												
15.1 Collectively renewable A and H (b)												
15.2 Non-cancellable A and H (b)												
15.3 Guaranteed renewable A and H (b)												
15.4 Non-renewable for stated reasons only (b)												
15.5 Other accident only												
15.6 Medicare Title XVIII exempt from state taxes or fees												
15.7 All other A and H (b)												
15.8 Federal employees health benefits program premium (b)												
16. Workers' compensation												
17.1 Other liability - occurrence												
17.2 Other liability - claims-made												
17.3 Excess workers' compensation												
18. Products liability												
19.1 Private passenger auto no-fault (personal injury protection)												
19.2 Other private passenger auto liability												
19.3 Commercial auto no-fault (personal injury protection)												
19.4 Other commercial auto liability												
21.1 Private passenger auto physical damage												
21.2 Commercial auto physical damage												
22. Aircraft (all perils)												
23. Fidelity												
24. Surety	218,937	235,037		31,332		1,094	1,094	273	273	3,282	21,993	
26. Burglary and theft												
27. Boiler and machinery												
28. Credit												
30. Warranty												
34. Aggregate write-ins for other lines of business												
35. TOTALS (a)	218,937	235,037		31,332		1,094	1,094	273	273	3,282	21,993	
DETAILS OF WRITE-INS												
3401.												
3402.												
3403.												
3498. Summary of remaining write-ins for Line 34 from overflow page												
3499. Totals (Line 3401 through Line 3403 plus Line 3498) (Line 34 above)												

19WA

(a) Finance and service charges not included in Line 1 to Line 35 \$
 (b) For health business on indicated lines report: Number of persons insured under PPO managed care products and number of persons insured under indemnity only products



EXHIBIT OF PREMIUMS AND LOSSES (Statutory Page 14)
BUSINESS IN THE STATE OF WEST VIRGINIA DURING THE YEAR 2009

Line of Business	Gross Premiums, Including Policy and Membership Fees, Less Return Premiums and Premiums on Policies not Taken		3	4	5	6	7	8	9	10	11	12
	1 Direct Premiums Written	2 Direct Premiums Earned	Dividends Paid or Credited to Policyholders on Direct Business	Direct Unearned Premium Reserves	Direct Losses Paid (deducting salvage)	Direct Losses Incurred	Direct Losses Unpaid	Direct Defense and Cost Containment Expense Paid	Direct Defense and Cost Containment Expense Incurred	Direct Defense and Cost Containment Expense Unpaid	Commissions and Brokerage Expenses	Taxes, Licenses and Fees
1. Fire												
2.1 Allied lines												
2.2 Multiple peril crop												
2.3 Federal flood												
3. Farmowners multiple peril												
4. Homeowners multiple peril												
5.1 Commercial multiple peril (non-liability portion)												
5.2 Commercial multiple peril (liability portion)												
6. Mortgage guaranty												
8. Ocean marine												
9. Inland marine												
10. Financial guaranty												
11. Medical professional liability												
12. Earthquake												
13. Group accident and health (b)												
14. Credit A and H (group and individual)												
15.1 Collectively renewable A and H (b)												
15.2 Non-cancellable A and H (b)												
15.3 Guaranteed renewable A and H (b)												
15.4 Non-renewable for stated reasons only (b)												
15.5 Other accident only												
15.6 Medicare Title XVIII exempt from state taxes or fees												
15.7 All other A and H (b)												
15.8 Federal employees health benefits program premium (b)												
16. Workers' compensation												
17.1 Other liability - occurrence												
17.2 Other liability - claims-made												
17.3 Excess workers' compensation												
18. Products liability												
19.1 Private passenger auto no-fault (personal injury protection)												
19.2 Other private passenger auto liability												
19.3 Commercial auto no-fault (personal injury protection)												
19.4 Other commercial auto liability												
21.1 Private passenger auto physical damage												
21.2 Commercial auto physical damage												
22. Aircraft (all perils)												
23. Fidelity												
24. Surety	1,940	2,199				(2,297)		(574)				3,327
26. Burglary and theft												
27. Boiler and machinery												
28. Credit												
30. Warranty												
34. Aggregate write-ins for other lines of business												
35. TOTALS (a)	1,940	2,199				(2,297)		(574)				3,327
DETAILS OF WRITE-INS												
3401												
3402												
3403												
3498. Summary of remaining write-ins for Line 34 from overflow page												
3499. Totals (Line 3401 through Line 3403 plus Line 3498) (Line 34 above)												

191WV

(a) Finance and service charges not included in Line 1 to Line 35 \$
 (b) For health business on indicated lines report: Number of persons insured under PPO managed care products and number of persons insured under indemnity only products



EXHIBIT OF PREMIUMS AND LOSSES (Statutory Page 14)
BUSINESS IN THE STATE OF WISCONSIN DURING THE YEAR 2009

Line of Business	Gross Premiums, Including Policy and Membership Fees, Less Return Premiums and Premiums on Policies not Taken		3	4	5	6	7	8	9	10	11	12
	1 Direct Premiums Written	2 Direct Premiums Earned	Dividends Paid or Credited to Policyholders on Direct Business	Direct Unearned Premium Reserves	Direct Losses Paid (deducting salvage)	Direct Losses Incurred	Direct Losses Unpaid	Direct Defense and Cost Containment Expense Paid	Direct Defense and Cost Containment Expense Incurred	Direct Defense and Cost Containment Expense Unpaid	Commissions and Brokerage Expenses	Taxes, Licenses and Fees
1. Fire												
2.1 Allied lines												
2.2 Multiple peril crop												
2.3 Federal flood												
3. Farmowners multiple peril												
4. Homeowners multiple peril												
5.1 Commercial multiple peril (non-liability portion)												
5.2 Commercial multiple peril (liability portion)												
6. Mortgage guaranty												
8. Ocean marine												
9. Inland marine												
10. Financial guaranty												
11. Medical professional liability												
12. Earthquake												
13. Group accident and health (b)												
14. Credit A and H (group and individual)												
15.1 Collectively renewable A and H (b)												
15.2 Non-cancellable A and H (b)												
15.3 Guaranteed renewable A and H (b)												
15.4 Non-renewable for stated reasons only (b)												
15.5 Other accident only												
15.6 Medicare Title XVIII exempt from state taxes or fees												
15.7 All other A and H (b)												
15.8 Federal employees health benefits program premium (b)												
16. Workers' compensation												
17.1 Other liability - occurrence												
17.2 Other liability - claims-made												
17.3 Excess workers' compensation												
18. Products liability												
19.1 Private passenger auto no-fault (personal injury protection)												
19.2 Other private passenger auto liability												
19.3 Commercial auto no-fault (personal injury protection)												
19.4 Other commercial auto liability												
21.1 Private passenger auto physical damage												
21.2 Commercial auto physical damage												
22. Aircraft (all perils)												
23. Fidelity												
24. Surety	69,076	89,559		10,348		6,907	15,709		1,727	3,927	20,723	2,704
26. Burglary and theft												
27. Boiler and machinery												
28. Credit												
30. Warranty												
34. Aggregate write-ins for other lines of business												
35. TOTALS (a)	69,076	89,559		10,348		6,907	15,709		1,727	3,927	20,723	2,704
DETAILS OF WRITE-INS												
3401												
3402												
3403												
3498. Summary of remaining write-ins for Line 34 from overflow page												
3499. Totals (Line 3401 through Line 3403 plus Line 3498) (Line 34 above)												

19WI

(a) Finance and service charges not included in Line 1 to Line 35 \$
 (b) For health business on indicated lines report: Number of persons insured under PPO managed care products and number of persons insured under indemnity only products



EXHIBIT OF PREMIUMS AND LOSSES (Statutory Page 14)
BUSINESS IN THE STATE OF WYOMING DURING THE YEAR 2009

Line of Business	Gross Premiums, Including Policy and Membership Fees, Less Return Premiums and Premiums on Policies not Taken		3	4	5	6	7	8	9	10	11	12
	1 Direct Premiums Written	2 Direct Premiums Earned	Dividends Paid or Credited to Policyholders on Direct Business	Direct Unearned Premium Reserves	Direct Losses Paid (deducting salvage)	Direct Losses Incurred	Direct Losses Unpaid	Direct Defense and Cost Containment Expense Paid	Direct Defense and Cost Containment Expense Incurred	Direct Defense and Cost Containment Expense Unpaid	Commissions and Brokerage Expenses	Taxes, Licenses and Fees
1. Fire												
2.1 Allied lines												
2.2 Multiple peril crop												
2.3 Federal flood												
3. Farmowners multiple peril												
4. Homeowners multiple peril												
5.1 Commercial multiple peril (non-liability portion)												
5.2 Commercial multiple peril (liability portion)												
6. Mortgage guaranty												
8. Ocean marine												
9. Inland marine												
10. Financial guaranty												
11. Medical professional liability												
12. Earthquake												
13. Group accident and health (b)												
14. Credit A and H (group and individual)												
15.1 Collectively renewable A and H (b)												
15.2 Non-cancellable A and H (b)												
15.3 Guaranteed renewable A and H (b)												
15.4 Non-renewable for stated reasons only (b)												
15.5 Other accident only												
15.6 Medicare Title XVIII exempt from state taxes or fees												
15.7 All other A and H (b)												
15.8 Federal employees health benefits program premium (b)												
16. Workers' compensation												
17.1 Other liability - occurrence												
17.2 Other liability - claims-made												
17.3 Excess workers' compensation												
18. Products liability												
19.1 Private passenger auto no-fault (personal injury protection)												
19.2 Other private passenger auto liability												
19.3 Commercial auto no-fault (personal injury protection)												
19.4 Other commercial auto liability												
21.1 Private passenger auto physical damage												
21.2 Commercial auto physical damage												
22. Aircraft (all perils)												
23. Fidelity												
24. Surety												3,339
26. Burglary and theft												
27. Boiler and machinery												
28. Credit												
30. Warranty												
34. Aggregate write-ins for other lines of business												
35. TOTALS (a)												3,339
DETAILS OF WRITE-INS												
3401												
3402												
3403												
3498. Summary of remaining write-ins for Line 34 from overflow page												
3499. Totals (Line 3401 through Line 3403 plus Line 3498) (Line 34 above)												

(a) Finance and service charges not included in Line 1 to Line 35 \$
 (b) For health business on indicated lines report: Number of persons insured under PPO managed care products and number of persons insured under indemnity only products

19WV



EXHIBIT OF PREMIUMS AND LOSSES (Statutory Page 14)
BUSINESS IN THE STATE OF PUERTO RICO DURING THE YEAR 2009

Line of Business	Gross Premiums, Including Policy and Membership Fees, Less Return Premiums and Premiums on Policies not Taken		3 Dividends Paid or Credited to Policyholders on Direct Business	4 Direct Unearned Premium Reserves	5 Direct Losses Paid (deducting salvage)	6 Direct Losses Incurred	7 Direct Losses Unpaid	8 Direct Defense and Cost Containment Expense Paid	9 Direct Defense and Cost Containment Expense Incurred	10 Direct Defense and Cost Containment Expense Unpaid	11 Commissions and Brokerage Expenses	12 Taxes, Licenses and Fees
	1 Direct Premiums Written	2 Direct Premiums Earned										
1. Fire												
2.1 Allied lines												
2.2 Multiple peril crop												
2.3 Federal flood												
3. Farmowners multiple peril												
4. Homeowners multiple peril												
5.1 Commercial multiple peril (non-liability portion)												
5.2 Commercial multiple peril (liability portion)												
6. Mortgage guaranty												
8. Ocean marine												
9. Inland marine												
10. Financial guaranty												
11. Medical professional liability												
12. Earthquake												
13. Group accident and health (b)												
14. Credit A and H (group and individual)												
15.1 Collectively renewable A and H (b)												
15.2 Non-cancellable A and H (b)												
15.3 Guaranteed renewable A and H (b)												
15.4 Non-renewable for stated reasons only (b)												
15.5 Other accident only												
15.6 Medicare Title XVIII exempt from state taxes or fees												
15.7 All other A and H (b)												
15.8 Federal employees health benefits program premium (b)												
16. Workers' compensation												
17.1 Other liability - occurrence												
17.2 Other liability - claims-made												
17.3 Excess workers' compensation												
18. Products liability												
19.1 Private passenger auto no-fault (personal injury protection)												
19.2 Other private passenger auto liability												
19.3 Commercial auto no-fault (personal injury protection)												
19.4 Other commercial auto liability												
21.1 Private passenger auto physical damage												
21.2 Commercial auto physical damage												
22. Aircraft (all perils)												
23. Fidelity												
24. Surety												18,058
26. Burglary and theft												
27. Boiler and machinery												
28. Credit												
30. Warranty												
34. Aggregate write-ins for other lines of business												
35. TOTALS (a)												18,058
DETAILS OF WRITE-INS												
3401.												
3402.												
3403.												
3498. Summary of remaining write-ins for Line 34 from overflow page												
3499. Totals (Line 3401 through Line 3403 plus Line 3498) (Line 34 above)												

19PR

(a) Finance and service charges not included in Line 1 to Line 35 \$
 (b) For health business on indicated lines report: Number of persons insured under PPO managed care products and number of persons insured under indemnity only products



EXHIBIT OF PREMIUMS AND LOSSES (Statutory Page 14)
BUSINESS IN THE STATE OF GRAND TOTAL DURING THE YEAR 2009

Line of Business	Gross Premiums, Including Policy and Membership Fees, Less Return Premiums and Premiums on Policies not Taken		3 Dividends Paid or Credited to Policyholders on Direct Business	4 Direct Unearned Premium Reserves	5 Direct Losses Paid (deducting salvage)	6 Direct Losses Incurred	7 Direct Losses Unpaid	8 Direct Defense and Cost Containment Expense Paid	9 Direct Defense and Cost Containment Expense Incurred	10 Direct Defense and Cost Containment Expense Unpaid	11 Commissions and Brokerage Expenses	12 Taxes, Licenses and Fees
	1 Direct Premiums Written	2 Direct Premiums Earned										
1. Fire												
2.1 Allied lines												
2.2 Multiple peril crop												
2.3 Federal flood												
3. Farmowners multiple peril												
4. Homeowners multiple peril												
5.1 Commercial multiple peril (non-liability portion)												
5.2 Commercial multiple peril (liability portion)												
6. Mortgage guaranty												
8. Ocean marine												
9. Inland marine												
10. Financial guaranty												
11. Medical professional liability												
12. Earthquake												
13. Group accident and health (b)												
14. Credit A and H (group and individual)												
15.1 Collectively renewable A and H (b)												
15.2 Non-cancellable A and H (b)												
15.3 Guaranteed renewable A and H (b)												
15.4 Non-renewable for stated reasons only (b)												
15.5 Other accident only												
15.6 Medicare Title XVIII exempt from state taxes or fees												
15.7 All other A and H (b)												
15.8 Federal employees health benefits program premium (b)												
16. Workers' compensation												
17.1 Other liability - occurrence												
17.2 Other liability - claims-made												
17.3 Excess workers' compensation												
18. Products liability												
19.1 Private passenger auto no-fault (personal injury protection)					16,774	366						
19.2 Other private passenger auto liability												
19.3 Commercial auto no-fault (personal injury protection)												
19.4 Other commercial auto liability												
21.1 Private passenger auto physical damage												
21.2 Commercial auto physical damage												
22. Aircraft (all perils)												
23. Fidelity												
24. Surety	29,106,338	29,450,718		3,297,110	559,623	2,074,052	1,773,253	49,010	464,405	471,395	1,394,714	1,286,543
26. Burglary and theft												
27. Boiler and machinery												
28. Credit												
30. Warranty												
34. Aggregate write-ins for other lines of business												
35. TOTALS (a)	29,106,338	29,450,718		3,297,110	576,397	2,074,418	1,773,253	49,010	464,405	471,395	1,394,714	1,286,543
DETAILS OF WRITE-INS												
3401.												
3402.												
3403.												
3498. Summary of remaining write-ins for Line 34 from overflow page												
3499. Totals (Line 3401 through Line 3403 plus Line 3498) (Line 34 above)												

19GT

(a) Finance and service charges not included in Line 1 to Line 35 \$
 (b) For health business on indicated lines report: Number of persons insured under PPO managed care products and number of persons insured under indemnity only products

Page 20

Sch. F, Pt. 1, Assumed Reinsurance

NONE

Page 21

Sch. F, Pt. 2, Premium Portfolio Reinsurance Effected or Canceled

NONE

ANNUAL STATEMENT FOR THE YEAR 2009 OF THE Allegheny Casualty Company

SCHEDULE F - PART 3

Ceded Reinsurance as of December 31, Current Year (000 Omitted)

1 Federal ID Number	2 NAIC Company Code	3 Name of Reinsurer	4 Domiciliary Jurisdiction	5 Reinsurance Contracts Ceding 75% or More of Direct Premiums Written	6 Reinsurance Premiums Ceded	Reinsurance Recoverable On								Reinsurance Payable		18 Net Amount Recoverable From Reinsurers Columns 15 - (16 + 17)	19 Funds Held by Company Under Reinsurance Treaties
						7 Paid Losses	8 Paid LAE	9 Known Case Loss Reserves	10 Known Case LAE Reserves	11 IBNR Loss Reserves	12 IBNR LAE Reserves	13 Unearned Premiums	14 Contingent Commissions	15 Column 7 through Column 14 Totals	16 Ceded Balances Payable		
Authorized - Other U. S. Unaffiliated Insurers																	
47-0698507	23680	Odyssey America Reinsurance Corp.	CT		5				14	6	2	2		24	(3)		27
13-2673100	22039	General Reinsurance Corporation	DE		1,542	280	15	680	177	171	43	198		1,564	162		1,402
0599999 - Subtotal - Authorized - Other U. S. Unaffiliated Insurers					1,547	280	15	680	191	177	45	200		1,588	159		1,429
0999999 - Subtotal - Authorized					1,547	280	15	680	191	177	45	200		1,588	159		1,429
1999999 - Subtotal - Authorized and Unauthorized					1,547	280	15	680	191	177	45	200		1,588	159		1,429
9999999 - TOTAL - Schedule F, Part 3					1,547	280	15	680	191	177	45	200		1,588	159		1,429

NOTE: A. Report the five largest provisional commission rates included in the cedant's reinsurance treaties. The commission rate to be reported is by contract with ceded premium in excess of \$50,000:

	1 Name of Reinsurer	2 Commission Rate	3 Ceded Premium
1)
2)
3)
4)
5)

B. Report the five largest reinsurance recoverables reported in Column 15, due from any one reinsurer (based on the total recoverables, Line 9999999, Column 15), the amount of ceded premium, and indicate whether the recoverables are due from an affiliated insurer.

	1 Name of Reinsurer	2 Total Recoverables	3 Ceded Premium	4 Affiliated
1)	Odyssey America Reinsurance Corp.	24	5	Yes () No (X)
2)	General Reinsurance Corporation	1,564	1,542	Yes () No (X)
3)	Yes () No ()
4)	Yes () No ()
5)	Yes () No ()

ANNUAL STATEMENT FOR THE YEAR 2009 OF THE Allegheny Casualty Company

SCHEDULE F - PART 4

Aging of Ceded Reinsurance as of December 31, Current Year (000 Omitted)

1 Federal ID Number	2 NAIC Company Code	3 Name of Reinsurer	4 Domiciliary Jurisdiction	Reinsurance Recoverable on Paid Losses and Paid Loss Adjustment Expenses							12 Percentage Overdue Column 10 divided by Column 11	13 Percentage more Than 120 Days Overdue Column 9 divided by Column 11
				5 Current	Overdue				11 Total Due Column 5 plus Column 10			
					6 1 to 29 Days	7 30 - 90 Days	8 91 - 120 Days	9 Over 120 Days		10 Total Overdue Columns 6 + 7 + 8 + 9		
Unauthorized - Other U. S. Unaffiliated Insurers												
13-2673100	22039	General Reinsurance Corporation	DE	295							295	
1499999 - Subtotal - Unauthorized - Other U. S. Unaffiliated Insurers				295							295	
1899999 - Subtotal - Unauthorized				295							295	
1999999 - Subtotal - Authorized and Unauthorized				295							295	
9999999 - TOTAL - Schedule F, Part 4				295							295	

Page 24

Sch. F, Pt. 5, Provision for Unauthorized Reinsurance

NONE

Page 25

Sch. F, Pt. 6, Provision for Overdue Authorized Reinsurance

NONE

Page 26

Sch. F, Pt. 7, Provision for Overdue Reinsurance

NONE

SCHEDULE F - PART 8

Restatement of Balance Sheet to Identify Net Credit for Reinsurance

	1 As Reported (Net of Ceded)	2 Restatement Adjustments	3 Restated (Gross of Ceded)
ASSETS (Page 2, Column 3)			
1. Cash and invested assets (Line 10)	21,781,474	(18,291)	21,763,183
2. Premiums and considerations (Line 13)	536,591		536,591
3. Reinsurance recoverable on loss and loss adjustment expense payments (Line 14.1)	294,900	(294,900)	
4. Funds held by or deposited with reinsured companies (Line 14.2)			
5. Other assets	1,892,804		1,892,804
6. Net amount recoverable from reinsurers		1,448,045	1,448,045
7. Protected cell assets (Line 25)			
8. Totals (Line 26)	24,505,769	1,134,854	25,640,623
LIABILITIES (Page 3)			
9. Losses and loss adjustment expenses (Line 1 through Line 3)	1,153,336	1,093,216	2,246,552
10. Taxes, expenses, and other obligations (Line 4 through Line 8)	967,284		967,284
11. Unearned premiums (Line 9)	3,096,864	200,246	3,297,110
12. Advance premiums (Line 10)	35,333		35,333
13. Dividends declared and unpaid (Line 11.1 and Line 11.2)			
14. Ceded reinsurance premiums payable (net of ceding commissions) (Line 12)	158,608	(158,608)	
15. Funds held by company under reinsurance treaties (Line 13)			
16. Amounts withheld or retained by company for account of others (Line 14)	1,227,408		1,227,408
17. Provision for reinsurance (Line 16)			
18. Other liabilities			
19. Total liabilities excluding protected cell business (Line 24)	6,638,833	1,134,854	7,773,687
20. Protected cell liabilities (Line 25)			
21. Surplus as regards policyholders (Line 35)	17,866,936	X X X	17,866,936
22. Totals (Line 36)	24,505,769	1,134,854	25,640,623

NOTE: Is the restatement of this exhibit the result of grossing up balances ceded to affiliates under 100 percent reinsurance or pooling arrangements?

Yes () No (X)

If yes, give full explanation:

.....

.....

.....

.....

.....

.....

Page 28

Sch. H, Accident and Health Exhibit, Part 1
NONE

Page 29

Sch. H, Accident and Health Exhibit, Part 2
NONE

Sch. H, Accident and Health Exhibit, Part 3
NONE

Sch. H, Accident and Health Exhibit, Part 4
NONE

Page 30

Schedule H, Part 5, Health Claims
NONE

Page 33

Sch. P, Pt. 1A, Homeowners/Farmowners

NONE

SCHEDULE P - PART 1B - PRIVATE PASSENGER AUTO LIABILITY/MEDICAL

(\$000 Omitted)

Years in Which Premiums Were Earned and Losses Were Incurred	Premiums Earned			Loss and Loss Expense Payments								12 Number of Claims Reported - Direct and Assumed
	1 Direct and Assumed	2 Ceded	3 Net (Columns 1 - 2)	Loss Payments		Defense and Cost Containment Payments		Adjusting and Other Payments		10 Salvage and Subrogation Received	11 Total Net Paid (Columns 4 - 5 + 6 - 7 + 8 - 9)	
				4 Direct and Assumed	5 Ceded	6 Direct and Assumed	7 Ceded	8 Direct and Assumed	9 Ceded			
1. Prior	XXX	XXX	XXX	17							17	XXX
2. 2000												
3. 2001												
4. 2002												
5. 2003												
6. 2004												
7. 2005												
8. 2006												
9. 2007												
10. 2008												
11. 2009												
12. Totals	XXX	XXX	XXX	17							17	XXX

	Losses Unpaid				Defense and Cost Containment Unpaid				Adjusting and Other Unpaid		23 Salvage and Subrogation Anticipated	24 Total Net Losses and Expenses Unpaid	25 Number of Claims Outstanding - Direct & Assumed
	Case Basis		Bulk + IBNR		Case Basis		Bulk + IBNR		21 Direct and Assumed	22 Ceded			
	13 Direct and Assumed	14 Ceded	15 Direct and Assumed	16 Ceded	17 Direct and Assumed	18 Ceded	19 Direct and Assumed	20 Ceded					
1.													
2.													
3.													
4.													
5.													
6.													
7.													
8.													
9.													
10.													
11.													
12.													

	Total Losses and Loss Expenses Incurred			Loss and Loss Expense Percentage (Incurred/Premiums Earned)			Nontabular Discount		34 Inter-Company Pooling Participation Percentage	Net Balance Sheet Reserves After Discount	
	26 Direct and Assumed	27 Ceded	28 Net	29 Direct and Assumed	30 Ceded	31 Net	32 Loss	33 Loss Expense		35 Losses Unpaid	36 Loss Expenses Unpaid
1.	XXX	XXX	XXX	XXX	XXX	XXX			XXX		
2.											
3.											
4.											
5.											
6.											
7.											
8.											
9.											
10.											
11.											
12.	XXX	XXX	XXX	XXX	XXX	XXX			XXX		

Page 35

Sch. P, Pt. 1C, Commercial Auto/Truck Liability/Medical
NONE

Page 36

Sch. P, Pt. 1D, Workers' Compensation
NONE

Page 37

Sch. P, Pt. 1E, Commercial Multiple Peril
NONE

Page 38

Sch P, Pt. 1F, Sn. 1, Medical Professional Liability, Occurrence
NONE

Page 39

Sch P, Pt. 1F, Sn. 2, Medical Professional Liability Claims Made
NONE

Page 40

Sch. P, Pt. 1G, Special Liability
NONE

Page 41

Sch. P, Pt. 1H, Sn. 1, Other Liability, Occurrence
NONE

Page 42

Sch. P, Pt. 1H, Sn. 2, Other Liability, Claims Made
NONE

Page 43

Sch. P, Pt. 1I, Special Property
NONE

Page 44

Sch. P, Pt. 1J, Auto Physical Damage
NONE

ANNUAL STATEMENT FOR THE YEAR 2009 OF THE Allegheny Casualty Company

SCHEDULE P - PART 1K - FIDELITY / SURETY

(\$000 Omitted)

Years in Which Premiums Were Earned and Losses Were Incurred	Premiums Earned			Loss and Loss Expense Payments							12 Number of Claims Reported - Direct and Assumed	
	1 Direct and Assumed	2 Ceded	3 Net (Columns 1 - 2)	Loss Payments		Defense and Cost Containment Payments		Adjusting and Other Payments		10 Salvage and Subrogation Received		11 Total Net Paid (Columns 4 - 5 + 6 - 7 + 8 - 9)
				4 Direct and Assumed	5 Ceded	6 Direct and Assumed	7 Ceded	8 Direct and Assumed	9 Ceded			
1. Prior	XXX	XXX	XXX			18	18					XXX
2. 2008	33,953	340	33,613			1						XXX
3. 2009	29,451	1,451	28,000	560	280	31	15					XXX
4. Totals	XXX	XXX	XXX	560	280	50	33				297	XXX

	Losses Unpaid				Defense and Cost Containment Unpaid				Adjusting and Other Unpaid		23 Salvage and Subrogation Anticipated	24 Total Net Losses and Expenses Unpaid	25 Number of Claims Outstanding - Direct & Assumed
	Case Basis		Bulk + IBNR		Case Basis		Bulk + IBNR		21 Direct and Assumed	22 Ceded			
	13 Direct and Assumed	14 Ceded	15 Direct and Assumed	16 Ceded	17 Direct and Assumed	18 Ceded	19 Direct and Assumed	20 Ceded					
1.			4	4	14	14	1	1					1
2.			101	19			25	5	1			103	
3.	1,361	680	307	154	354	177	77	39	1			1,050	2
4.	1,361	680	412	177	368	191	103	45	2			1,153	3

	Total Losses and Loss Expenses Incurred			Loss and Loss Expense Percentage (Incurred/Premiums Earned)			Nontabular Discount		34 Inter-Company Pooling Participation Percentage	Net Balance Sheet Reserves After Discount	
	26 Direct and Assumed	27 Ceded	28 Net	29 Direct and Assumed	30 Ceded	31 Net	32 Loss	33 Loss Expense		35 Losses Unpaid	36 Loss Expenses Unpaid
1.	XXX	XXX	XXX	XXX	XXX	XXX			XXX		
2.	128	24	104	0.4	7.1	0.3				82	21
3.	2,691	1,345	1,346	9.1	92.7	4.8				834	216
4.	XXX	XXX	XXX	XXX	XXX	XXX			XXX	916	237

Page 46

Sch. P, Pt. 1L, Other (Including Credit, Accident/Health)
NONE

Page 47

Sch. P, Pt. 1M, International
NONE

Page 48

Sch. P, Pt. 1N, Reinsurance Property
NONE

Page 49

Sch. P, Pt. 1O, Reinsurance Liability
NONE

Page 50

Sch. P, Pt. 1P, Reinsurance Financial Lines
NONE

Page 51

Sch. P, Pt. 1R, Sn. 1, Products Liability, Occurrence
NONE

Page 52

Sch. P, Pt. 1R, Sn. 2, Products Liability, Claims Made
NONE

Page 53

Sch. P, Pt. 1S, Financial Guaranty/Mortgage Guaranty
NONE

Page 54

Sch. P, Pt. 1T, Warranty
NONE

ANNUAL STATEMENT FOR THE YEAR 2009 OF THE Allegheny Casualty Company
SCHEDULE P - PART 2A - HOMEOWNERS/FARMOWNERS

Years in Which Losses Were Incurred	INCURRED NET LOSSES AND DEFENSE AND COST CONTAINMENT EXPENSES REPORTED AT YEAR END (\$000 OMITTED)										DEVELOPMENT	
	1 2000	2 2001	3 2002	4 2003	5 2004	6 2005	7 2006	8 2007	9 2008	10 2009	11 One Year	12 Two Year
1. Prior												
2. 2000												
3. 2001	XXX											
4. 2002	XXX	XXX										
5. 2003	XXX	XXX	XXX									
6. 2004	XXX	XXX	XXX									
7. 2005	XXX	XXX	XXX									
8. 2006	XXX	XXX	XXX									
9. 2007	XXX	XXX	XXX									
10. 2008	XXX	XXX	XXX									XXX
11. 2009	XXX	XXX	XXX						X		XXX	XXX
12. Totals												

**SCHEDULE P - PART 2B
PRIVATE PASSENGER AUTO LIABILITY/MEDICAL**

1. Prior	35	45	86	88	88	88	88	88	88	88		
2. 2000												
3. 2001	XXX											
4. 2002	XXX	XXX										
5. 2003	XXX	XXX	XXX									
6. 2004	XXX	XXX	XXX	XXX								
7. 2005	XXX	XXX	XXX	XXX	XXX							
8. 2006	XXX	XXX	XXX	XXX	XXX	XXX						
9. 2007	XXX	XXX	XXX	XXX	XXX	XXX	XXX					
10. 2008	XXX	XXX	XXX	XXX	XXX	XXX	XXX	XXX				XXX
11. 2009	XXX	XXX	XXX	XXX	XXX	XXX	XXX	XXX	XXX		XXX	XXX
12. Totals												

**SCHEDULE P - PART 2C
COMMERCIAL AUTO/TRUCK LIABILITY/MEDICAL**

1. Prior												
2. 2000												
3. 2001	XXX											
4. 2002	XXX	XXX										
5. 2003	XXX	XXX	XXX									
6. 2004	XXX	XXX	XXX									
7. 2005	XXX	XXX	XXX									
8. 2006	XXX	XXX	XXX									
9. 2007	XXX	XXX	XXX									
10. 2008	XXX	XXX	XXX									XXX
11. 2009	XXX	XXX	XXX						X		XXX	XXX
12. Totals												

SCHEDULE P - PART 2D - WORKERS' COMPENSATION

1. Prior												
2. 2000												
3. 2001	XXX											
4. 2002	XXX	XXX										
5. 2003	XXX	XXX	XXX									
6. 2004	XXX	XXX	XXX									
7. 2005	XXX	XXX	XXX									
8. 2006	XXX	XXX	XXX									
9. 2007	XXX	XXX	XXX									
10. 2008	XXX	XXX	XXX									XXX
11. 2009	XXX	XXX	XXX						X		XXX	XXX
12. Totals												

SCHEDULE P - PART 2E - COMMERCIAL MULTIPLE PERIL

1. Prior												
2. 2000												
3. 2001	XXX											
4. 2002	XXX	XXX										
5. 2003	XXX	XXX	XXX									
6. 2004	XXX	XXX	XXX									
7. 2005	XXX	XXX	XXX									
8. 2006	XXX	XXX	XXX									
9. 2007	XXX	XXX	XXX									
10. 2008	XXX	XXX	XXX									XXX
11. 2009	XXX	XXX	XXX						X		XXX	XXX
12. Totals												

Page 56

Sch P, Pt. 2F, Sn. 1, Medical Professional Liability, Occurrence
NONE

Sch P, Pt. 2F, Sn. 2, Medical Professional Liability Claims Made
NONE

Sch. P, Pt. 2G, Special Liability
NONE

Sch. P, Pt. 2H, Sn. 1, Other Liability, Occurrence
NONE

Sch. P, Pt. 2H, Sn. 2, Other Liability, Claims - Made
NONE

SCHEDULE P - PART 2I - SPECIAL PROPERTY (FIRE, ALLIED LINES, INLAND MARINE, EARTHQUAKE, BURGLARY, AND THEFT)

Years in Which Losses Were Incurred	INCURRED NET LOSSES AND DEFENSE AND COST CONTAINMENT EXPENSES REPORTED AT YEAR END (\$000 OMITTED)										DEVELOPMENT	
	1 2000	2 2001	3 2002	4 2003	5 2004	6 2005	7 2006	8 2007	9 2008	10 2009	11 One Year	12 Two Year
1. Prior	XXX	XXX	XXX	XXX	XXX	XXX	XXX					
2. 2008	XXX	XXX	XXX	XXX	XXX	> XXX	XXX	XXX				XXX
3. 2009	XXX	XXX	XXX	XXX	XXX	> NONE	X	XXX	XXX			XXX
4. Totals												

SCHEDULE P - PART 2J - AUTO PHYSICAL DAMAGE

1. Prior	XXX	XXX	XXX	XXX	XXX	XXX	XXX					
2. 2008	XXX	XXX	XXX	XXX	XXX	> XXX	X	XXX				XXX
3. 2009	XXX	XXX	XXX	XXX	XXX	> NONE	X	XXX	XXX			XXX
4. Totals												

SCHEDULE P - PART 2K - FIDELITY, SURETY

1. Prior	XXX	XXX	XXX	XXX	XXX	XXX	XXX					
2. 2008	XXX	XXX	XXX	XXX	XXX	XXX	XXX	XXX	105	102	(3)	XXX
3. 2009	XXX	XXX	XXX	XXX	XXX	XXX	XXX	XXX	XXX	1,345	XXX	XXX
4. Totals											(3)	

SCHEDULE P - PART 2L - OTHER (INCLUDING CREDIT, ACCIDENT AND HEALTH)

1. Prior	XXX	XXX	XXX	XXX	XXX	XXX	XXX					
2. 2008	XXX	XXX	XXX	XXX	XXX	> XXX	X	XXX				XXX
3. 2009	XXX	XXX	XXX	XXX	XXX	> NONE	X	XXX	XXX			XXX
4. Totals												

SCHEDULE P - PART 2M - INTERNATIONAL

1. Prior												
2. 2000												
3. 2001												
4. 2002	XXX											
5. 2003	XXX	XXX										
6. 2004	XXX	XXX	XXX									
7. 2005	XXX	XXX	XXX									
8. 2006	XXX	XXX	XXX									
9. 2007	XXX	XXX	XXX									
10. 2008	XXX	XXX	XXX									XXX
11. 2009	XXX	XXX	XXX						X		XXX	XXX
12. Totals												

SCHEDULE P - PART 2N - REINSURANCE

Nonproportional Assumed Property

Years in Which Losses Were Incurred	INCURRED NET LOSSES AND DEFENSE AND COST CONTAINMENT EXPENSES REPORTED AT YEAR END (\$000 OMITTED)										DEVELOPMENT	
	1 2000	2 2001	3 2002	4 2003	5 2004	6 2005	7 2006	8 2007	9 2008	10 2009	11 One Year	12 Two Year
1. Prior												
2. 2000												
3. 2001	XXX											
4. 2002	XXX	XXX										
5. 2003	XXX	XXX	XXX									
6. 2004	XXX	XXX	XXX									
7. 2005	XXX	XXX	XXX									
8. 2006	XXX	XXX	XXX									
9. 2007	XXX	XXX	XXX									
10. 2008	XXX	XXX	XXX									XXX
11. 2009	XXX	XXX	XXX								XXX	XXX
NONE												
12. Totals												

SCHEDULE P - PART 2O - REINSURANCE

Nonproportional Assumed Liability

1. Prior												
2. 2000												
3. 2001	XXX											
4. 2002	XXX	XXX										
5. 2003	XXX	XXX	XXX									
6. 2004	XXX	XXX	XXX									
7. 2005	XXX	XXX	XXX									
8. 2006	XXX	XXX	XXX									
9. 2007	XXX	XXX	XXX									
10. 2008	XXX	XXX	XXX									XXX
11. 2009	XXX	XXX	XXX								XXX	XXX
NONE												
12. Totals												

SCHEDULE P - PART 2P - REINSURANCE

Nonproportional Assumed Financial Lines

1. Prior			1	1	1	1	1	1	1	1	1		
2. 2000													
3. 2001	XXX												
4. 2002	XXX	XXX											
5. 2003	XXX	XXX	XXX										
6. 2004	XXX	XXX	XXX	XXX									
7. 2005	XXX	XXX	XXX	XXX	XXX								
8. 2006	XXX	XXX	XXX	XXX	XXX	XXX							
9. 2007	XXX	XXX	XXX	XXX	XXX	XXX	XXX						
10. 2008	XXX	XXX	XXX	XXX	XXX	XXX	XXX	XXX	XXX				XXX
11. 2009	XXX	XXX	XXX	XXX	XXX	XXX	XXX	XXX	XXX	XXX		XXX	XXX
12. Totals													

Page 59

Sch. P, Pt. 2R, Sn. 1, Products Liability, Occurrence
NONE

Sch. P, Pt. 2R, Sn. 2, Products Liability, Claims Made
NONE

Sch. P, Pt. 2S, Financial Guaranty/Mortgage Guaranty
NONE

Sch. P, Pt. 2T, Warranty
NONE

ANNUAL STATEMENT FOR THE YEAR 2009 OF THE Allegheny Casualty Company
SCHEDULE P - PART 3A - HOMEOWNERS/FARMOWNERS

Years in Which Losses Were Incurred	CUMULATIVE PAID NET LOSSES AND DEFENSE AND COST CONTAINMENT EXPENSES REPORTED AT YEAR END (\$000 OMITTED)										11 Number of Claims Closed With Loss Payment	12 Number of Claims Closed Without Loss Payment	
	1 2000	2 2001	3 2002	4 2003	5 2004	6 2005	7 2006	8 2007	9 2008	10 2009			
1. Prior	0 0 0												
2. 2000													
3. 2001	XXX												
4. 2002	XXX	XXX											
5. 2003	XXX	XXX	XXX										
6. 2004	XXX	XXX	XXX	XXX									
7. 2005	XXX	XXX	XXX	XXX	XXX								
8. 2006	XXX	XXX	XXX	XXX	XXX	XXX							
9. 2007	XXX	XXX	XXX	XXX	XXX	XXX	XXX						
10. 2008	XXX	XXX	XXX	XXX	XXX	XXX	XXX	XXX					
11. 2009	XXX	XXX	XXX	XXX	XXX	XXX	XXX	XXX	XXX				

**SCHEDULE P - PART 3B
PRIVATE PASSENGER AUTO LIABILITY/MEDICAL**

1. Prior	0 0 0	20	66	68	70	71	71	71	71	88	3,625	4,214
2. 2000												
3. 2001	XXX											
4. 2002	XXX	XXX										
5. 2003	XXX	XXX	XXX									
6. 2004	XXX	XXX	XXX	XXX								
7. 2005	XXX	XXX	XXX	XXX	XXX							
8. 2006	XXX	XXX	XXX	XXX	XXX	XXX						
9. 2007	XXX	XXX	XXX	XXX	XXX	XXX	XXX					
10. 2008	XXX	XXX	XXX	XXX	XXX	XXX	XXX	XXX				
11. 2009	XXX	XXX	XXX	XXX	XXX	XXX	XXX	XXX	XXX			

**SCHEDULE P - PART 3C
COMMERCIAL AUTO/TRUCK LIABILITY/MEDICAL**

1. Prior	0 0 0											
2. 2000												
3. 2001	XXX											
4. 2002	XXX	XXX										
5. 2003	XXX	XXX	XXX									
6. 2004	XXX	XXX	XXX	XXX								
7. 2005	XXX	XXX	XXX	XXX	XXX							
8. 2006	XXX	XXX	XXX	XXX	XXX	XXX						
9. 2007	XXX	XXX	XXX	XXX	XXX	XXX	XXX					
10. 2008	XXX	XXX	XXX	XXX	XXX	XXX	XXX	XXX				
11. 2009	XXX	XXX	XXX	XXX	XXX	XXX	XXX	XXX	XXX			

SCHEDULE P - PART 3D - WORKERS' COMPENSATION

1. Prior	0 0 0											
2. 2000												
3. 2001	XXX											
4. 2002	XXX	XXX										
5. 2003	XXX	XXX	XXX									
6. 2004	XXX	XXX	XXX	XXX								
7. 2005	XXX	XXX	XXX	XXX	XXX							
8. 2006	XXX	XXX	XXX	XXX	XXX	XXX						
9. 2007	XXX	XXX	XXX	XXX	XXX	XXX	XXX					
10. 2008	XXX	XXX	XXX	XXX	XXX	XXX	XXX	XXX				
11. 2009	XXX	XXX	XXX	XXX	XXX	XXX	XXX	XXX	XXX			

SCHEDULE P - PART 3E - COMMERCIAL MULTIPLE PERIL

1. Prior	0 0 0											
2. 2000												
3. 2001	XXX											
4. 2002	XXX	XXX										
5. 2003	XXX	XXX	XXX									
6. 2004	XXX	XXX	XXX	XXX								
7. 2005	XXX	XXX	XXX	XXX	XXX							
8. 2006	XXX	XXX	XXX	XXX	XXX	XXX						
9. 2007	XXX	XXX	XXX	XXX	XXX	XXX	XXX					
10. 2008	XXX	XXX	XXX	XXX	XXX	XXX	XXX	XXX				
11. 2009	XXX	XXX	XXX	XXX	XXX	XXX	XXX	XXX	XXX			

Page 61

Sch P, Pt. 3F, Sn. 1, Medical Professional Liability, Occurrence

NONE

Sch P, Pt. 3F, Sn. 2, Medical Professional Liability, Claims Made

NONE

Sch. P, Pt. 3G, Special Liability

NONE

Sch. P, Pt. 3H, Sn. 1, Other Liability, Occurrence

NONE

Sch. P, Pt. 3H, Sn. 2, Other Liability, Claims Made

NONE

SCHEDULE P - PART 3I - SPECIAL PROPERTY (FIRE, ALLIED LINES, INLAND MARINE, EARTHQUAKE, BURGLARY, AND THEFT)

Years in Which Losses Were Incurred	CUMULATIVE PAID NET LOSSES AND DEFENSE AND COST CONTAINMENT EXPENSES REPORTED AT YEAR END (\$000 OMITTED)										11 Number of Claims Closed With Loss Payment	12 Number of Claims Closed Without Loss Payment
	1 2000	2 2001	3 2002	4 2003	5 2004	6 2005	7 2006	8 2007	9 2008	10 2009		
1. Prior	XXX	XXX	XXX	XXX	XXX	XXX	XXX	000			XXX	XXX
2. 2008	XXX	XXX	XXX	XXX	XXX	>	X	XXX			XXX	XXX
3. 2009	XXX	XXX	XXX	XXX	XXX	> NONE	X	XXX	XXX		XXX	XXX

SCHEDULE P - PART 3J - AUTO PHYSICAL DAMAGE

1. Prior	XXX	XXX	XXX	XXX	XXX	XXX	XXX	000				
2. 2008	XXX	XXX	XXX	XXX	XXX	>	X	XXX				
3. 2009	XXX	XXX	XXX	XXX	XXX	> NONE	X	XXX	XXX			

SCHEDULE P - PART 3K - FIDELITY, SURETY

1. Prior	XXX	XXX	XXX	XXX	XXX	XXX	XXX	000			XXX	XXX
2. 2008	XXX	XXX	XXX	XXX	XXX	XXX	XXX	XXX	1	1	XXX	XXX
3. 2009	XXX	XXX	XXX	XXX	XXX	XXX	XXX	XXX	XXX	295	XXX	XXX

SCHEDULE P - PART 3L - OTHER (INCLUDING CREDIT, ACCIDENT AND HEALTH)

1. Prior	XXX	XXX	XXX	XXX	XXX	XXX	XXX	000			XXX	XXX
2. 2008	XXX	XXX	XXX	XXX	XXX	>	X	XXX			XXX	XXX
3. 2009	XXX	XXX	XXX	XXX	XXX	> NONE	X	XXX	XXX		XXX	XXX

SCHEDULE P - PART 3M - INTERNATIONAL

1. Prior	000										XXX	XXX
2. 2000											XXX	XXX
3. 2001	XXX										XXX	XXX
4. 2002	XXX	XXX									XXX	XXX
5. 2003	XXX	XXX	XXX								XXX	XXX
6. 2004	XXX	XXX	XXX								XXX	XXX
7. 2005	XXX	XXX	XXX								XXX	XXX
8. 2006	XXX	XXX	XXX								XXX	XXX
9. 2007	XXX	XXX	XXX								XXX	XXX
10. 2008	XXX	XXX	XXX								XXX	XXX
11. 2009	XXX	XXX	XXX						X		XXX	XXX

SCHEDULE P - PART 3N - REINSURANCE

Nonproportional Assumed Property

Years in Which Losses Were Incurred	CUMULATIVE PAID NET LOSSES AND DEFENSE AND COST CONTAINMENT EXPENSES REPORTED AT YEAR END (\$000 OMITTED)										11 Number of Claims Closed With Loss Payment	12 Number of Claims Closed Without Loss Payment	
	1 2000	2 2001	3 2002	4 2003	5 2004	6 2005	7 2006	8 2007	9 2008	10 2009			
1. Prior	0 0 0											XXX	XXX
2. 2000												XXX	XXX
3. 2001	XXX											XXX	XXX
4. 2002	XXX	XXX										XXX	XXX
5. 2003	XXX	XXX	XXX									XXX	XXX
6. 2004	XXX	XXX	XXX									XXX	XXX
7. 2005	XXX	XXX	XXX									XXX	XXX
8. 2006	XXX	XXX	XXX									XXX	XXX
9. 2007	XXX	XXX	XXX									XXX	XXX
10. 2008	XXX	XXX	XXX									XXX	XXX
11. 2009	XXX	XXX	XXX						XXX			XXX	XXX

NONE

SCHEDULE P - PART 3O - REINSURANCE

Nonproportional Assumed Liability

1. Prior	0 0 0											XXX	XXX
2. 2000												XXX	XXX
3. 2001	XXX											XXX	XXX
4. 2002	XXX	XXX										XXX	XXX
5. 2003	XXX	XXX	XXX									XXX	XXX
6. 2004	XXX	XXX	XXX									XXX	XXX
7. 2005	XXX	XXX	XXX									XXX	XXX
8. 2006	XXX	XXX	XXX									XXX	XXX
9. 2007	XXX	XXX	XXX									XXX	XXX
10. 2008	XXX	XXX	XXX									XXX	XXX
11. 2009	XXX	XXX	XXX						XXX			XXX	XXX

NONE

SCHEDULE P - PART 3P - REINSURANCE

Nonproportional Assumed Financial Lines

1. Prior	0 0 0	1	1	1	1	1	1	1	1	1	1	XXX	XXX
2. 2000												XXX	XXX
3. 2001	XXX											XXX	XXX
4. 2002	XXX	XXX										XXX	XXX
5. 2003	XXX	XXX	XXX									XXX	XXX
6. 2004	XXX	XXX	XXX	XXX								XXX	XXX
7. 2005	XXX	XXX	XXX	XXX	XXX							XXX	XXX
8. 2006	XXX	XXX	XXX	XXX	XXX	XXX						XXX	XXX
9. 2007	XXX	XXX	XXX	XXX	XXX	XXX	XXX					XXX	XXX
10. 2008	XXX	XXX	XXX	XXX	XXX	XXX	XXX	XXX				XXX	XXX
11. 2009	XXX	XXX	XXX	XXX	XXX	XXX	XXX	XXX	XXX	XXX		XXX	XXX

Page 64

Sch. P, Pt. 3R, Sn. 1, Product Liability, Occurrence
NONE

Sch. P, Pt. 3R, Sn. 2, Product Liability, Claims Made
NONE

Sch. P, Pt. 3S, Financial Guaranty/Mortgage Guaranty
NONE

Sch. P, Pt. 3T, Warranty
NONE

Page 65

Sch. P, Pt. 4A, Homeowners/Farmowners
NONE

Sch. P, Pt. 4B, Private Passenger Auto Liability/Medical
NONE

Sch. P, Pt. 4C, Commercial Auto/Truck Liability/Medical
NONE

Sch. P, Pt. 4D, Workers' Compensation
NONE

Sch. P, Pt. 4E, Commercial Multiple Peril
NONE

Page 66

Sch P, Pt. 4F, Sn. 1, Medical Professional Liability, Occurrence
NONE

Sch P, Pt. 4F, Sn. 2, Medical Professional Liability, Claims Made
NONE

Sch. P, Pt. 4G, Special Liability
NONE

Sch. P, Pt. 4H, Sn. 1, Other Liability, Occurrence
NONE

Sch. P, Pt. 4H, Sn. 2, Other Liability, Claims Made
NONE

SCHEDULE P - PART 4I - SPECIAL PROPERTY (FIRE, ALLIED LINES, INLAND MARINE, EARTHQUAKE, BURGLARY AND THEFT)

Years in Which Losses Were Incurred	BULK AND IBNR RESERVES ON NET LOSSES AND DEFENSE AND COST CONTAINMENT EXPENSES REPORTED AT YEAR END (\$000 OMITTED)									
	1 2000	2 2001	3 2002	4 2003	5 2004	6 2005	7 2006	8 2007	9 2008	10 2009
1. Prior	XXX	XXX	XXX	XXX	XXX	XXX	XXX	XXX	XXX	XXX
2. 2008	XXX	XXX	XXX	XXX	XXX	XXX	XXX	XXX	XXX	XXX
3. 2009	XXX	XXX	XXX	XXX	NONE	XXX	XXX	XXX	XXX	XXX

SCHEDULE P - PART 4J - AUTO PHYSICAL DAMAGE

1. Prior	XXX	XXX	XXX	XXX	XXX	XXX	XXX	XXX	XXX	XXX
2. 2008	XXX	XXX	XXX	XXX	XXX	XXX	XXX	XXX	XXX	XXX
3. 2009	XXX	XXX	XXX	XXX	NONE	XXX	XXX	XXX	XXX	XXX

SCHEDULE P - PART 4K - FIDELITY/SURETY

1. Prior	XXX	XXX	XXX	XXX	XXX	XXX	XXX	XXX	XXX	XXX
2. 2008	XXX	XXX	XXX	XXX	XXX	XXX	XXX	XXX	104	102
3. 2009	XXX	XXX	XXX	XXX	XXX	XXX	XXX	XXX	XXX	192

SCHEDULE P - PART 4L - OTHER (INCLUDING CREDIT, ACCIDENT AND HEALTH)

1. Prior	XXX	XXX	XXX	XXX	XXX	XXX	XXX	XXX	XXX	XXX
2. 2008	XXX	XXX	XXX	XXX	XXX	XXX	XXX	XXX	XXX	XXX
3. 2009	XXX	XXX	XXX	XXX	NONE	XXX	XXX	XXX	XXX	XXX

SCHEDULE P - PART 4M - INTERNATIONAL

1. Prior										
2. 2000										
3. 2001	XXX									
4. 2002	XXX	XXX								
5. 2003	XXX	XXX								
6. 2004	XXX	XXX								
7. 2005	XXX	XXX								
8. 2006	XXX	XXX								
9. 2007	XXX	XXX								
10. 2008	XXX	XXX						XXX		
11. 2009	XXX	XXX						XXX	XXX	

Page 68

Sch. P, Pt. 4N, Reinsurance
NONE

Sch. P, Pt. 4O, Reinsurance
NONE

Sch. P, Pt. 4P, Reinsurance
NONE

Page 69

Sch. P, Pt. 4R, Sn. 1, Products Liability, Occurrence
NONE

Sch. P, Pt. 4R, Sn. 2, Products Liability, Claims Made
NONE

Sch. P, Pt. 4S, Financial Guaranty/Mortgage Guaranty
NONE

Sch. P, Pt. 4T, Warranty
NONE

Page 70

Sch. P, Pt. 5A, Sn. 1, Homeowners/Farmowners
NONE

Sch. P, Pt. 5A, Sn. 2, Homeowners/Farmowners
NONE

Sch. P, Pt. 5A, Sn. 3, Homeowners/Farmowners
NONE

**SCHEDULE P - PART 5B
PRIVATE PASSENGER AUTO LIABILITY/MEDICAL**

SECTION 1

Years in Which Premiums Were Earned and Losses Were Incurred	CUMULATIVE NUMBER OF CLAIMS CLOSED WITH LOSS PAYMENT DIRECT AND ASSUMED AT YEAR END									
	1	2	3	4	5	6	7	8	9	10
	2000	2001	2002	2003	2004	2005	2006	2007	2008	2009
1. Prior	4,440	4,440	4,440	4,440	4,440	4,440	4,440	4,440	4,440	4,441
2. 2000										
3. 2001	XXX									
4. 2002	XXX	XXX								
5. 2003	XXX	XXX	XXX							
6. 2004	XXX	XXX	XXX	XXX						
7. 2005	XXX	XXX	XXX	XXX	XXX					
8. 2006	XXX	XXX	XXX	XXX	XXX	XXX				
9. 2007	XXX	XXX	XXX	XXX	XXX	XXX	XXX			
10. 2008	XXX	XXX	XXX	XXX	XXX	XXX	XXX	XXX		
11. 2009	XXX	XXX	XXX	XXX	XXX	XXX	XXX	XXX	XXX	

SECTION 2

Years in Which Premiums Were Earned and Losses Were Incurred	NUMBER OF CLAIMS OUTSTANDING DIRECT AND ASSUMED AT YEAR END									
	1	2	3	4	5	6	7	8	9	10
	2000	2001	2002	2003	2004	2005	2006	2007	2008	2009
1. Prior	1	1	1	1	1	1	1	1	1	
2. 2000										
3. 2001	XXX									
4. 2002	XXX	XXX								
5. 2003	XXX	XXX	XXX							
6. 2004	XXX	XXX	XXX	XXX						
7. 2005	XXX	XXX	XXX	XXX	XXX					
8. 2006	XXX	XXX	XXX	XXX	XXX	XXX				
9. 2007	XXX	XXX	XXX	XXX	XXX	XXX	XXX			
10. 2008	XXX	XXX	XXX	XXX	XXX	XXX	XXX	XXX		
11. 2009	XXX	XXX	XXX	XXX	XXX	XXX	XXX	XXX	XXX	

SECTION 3

Years in Which Premiums Were Earned and Losses Were Incurred	CUMULATIVE NUMBER OF CLAIMS REPORTED DIRECT AND ASSUMED AT YEAR END									
	1	2	3	4	5	6	7	8	9	10
	2000	2001	2002	2003	2004	2005	2006	2007	2008	2009
1. Prior	10,571	10,571	10,571	10,571	10,571	10,571	10,571	10,571	10,571	10,571
2. 2000										
3. 2001	XXX									
4. 2002	XXX	XXX								
5. 2003	XXX	XXX	XXX							
6. 2004	XXX	XXX	XXX	XXX						
7. 2005	XXX	XXX	XXX	XXX	XXX					
8. 2006	XXX	XXX	XXX	XXX	XXX	XXX				
9. 2007	XXX	XXX	XXX	XXX	XXX	XXX	XXX			
10. 2008	XXX	XXX	XXX	XXX	XXX	XXX	XXX	XXX		
11. 2009	XXX	XXX	XXX	XXX	XXX	XXX	XXX	XXX	XXX	

Page 72

Sch. P, Pt. 5C, Sn. 1, Commercial Auto/Truck Liability/Medical
NONE

Sch. P, Pt. 5C, Sn. 2, Commercial Auto/Truck Liability/Medical
NONE

Sch. P, Pt. 5C, Sn. 3, Commercial Auto/Truck Liability/Medical
NONE

Page 73

Sch. P, Pt. 5D, Sn. 1, Workers' Compensation
NONE

Sch. P, Pt. 5D, Sn. 2, Workers' Compensation
NONE

Sch. P, Pt. 5D, Sn. 3, Workers' Compensation
NONE

Page 74

Sch. P, Pt. 5E, Sn. 1, Commercial Multiple Peril
NONE

Sch. P, Pt. 5E, Sn. 2, Commercial Multiple Peril
NONE

Sch. P, Pt. 5E, Sn. 3, Commercial Multiple Peril
NONE

Page 75

Sch P, Pt. 5F, Sn. 1A, Medical Professional Liability, Occurrence
NONE

Sch P, Pt. 5F, Sn. 2A, Medical Professional Liability, Occurrence
NONE

Sch P, Pt. 5F, Sn. 3A, Medical Professional Liability, Occurrence
NONE

Page 76

Sch P, Pt. 5F, Sn. 1B, Medical Professional Liability Claims Made
NONE

Sch P, Pt. 5F, Sn. 2B, Medical Professional Liability Claims Made
NONE

Sch P, Pt. 5F, Sn. 3B, Medical Professional Liability Claims Made
NONE

Page 77

Sch. P, Pt. 5H, Sn. 1A, Other Liability, Occurrence
NONE

Sch. P, Pt. 5H, Sn. 2A, Other Liability, Occurrence
NONE

Sch. P, Pt. 5H, Sn. 3A, Other Liability, Occurrence
NONE

Page 78

Sch. P, Pt. 5H, Sn. 1B, Other Liability, Claims Made
NONE

Sch. P, Pt. 5H, Sn. 2B, Other Liability, Claims Made
NONE

Sch. P, Pt. 5H, Sn. 3B, Other Liability, Claims Made
NONE

Page 79

Sch. P, Pt. 5R, Sn. 1A, Products Liability, Occurrence
NONE

Sch. P, Pt. 5R, Sn. 2A, Products Liability, Occurrence
NONE

Sch. P, Pt. 5R, Sn. 3A, Products Liability, Occurrence
NONE

Page 80

Sch. P, Pt. 5R, Sn. 1B, Products Liability, Claims Made
NONE

Sch. P, Pt. 5R, Sn. 2B, Products Liability, Claims Made
NONE

Sch. P, Pt. 5R, Sn. 3B, Products Liability, Claims Made
NONE

Page 81

Sch. P, Pt. 5T, Sn. 1, Warranty
NONE

Sch. P, Pt. 5T, Sn. 2, Warranty
NONE

Sch. P, Pt. 5T, Sn. 3, Warranty
NONE

Page 82

Sch. P, Pt. 6C, Sn. 1, Commercial Auto/Truck Liability/Medical
NONE

Sch. P, Pt. 6C, Sn. 2, Commercial Auto/Truck Liability/Medical
NONE

Sch. P, Pt. 6D, Sn. 1, Workers' Compensation
NONE

Sch. P, Pt. 6D, Sn. 2, Workers' Compensation
NONE

Page 83

Sch. P, Pt. 6E, Sn. 1, Commercial Multiple Peril
NONE

Sch. P, Pt. 6E, Sn. 2, Commercial Multiple Peril
NONE

Sch. P, Pt. 6H, Sn. 1A, Other Liability, Occurrence
NONE

Sch. P, Pt. 6H, Sn. 2A, Other Liability, Occurrence
NONE

Page 84

Sch. P, Pt. 6H, Sn. 1B, Other Liability, Claims Made
NONE

Sch. P, Pt. 6H, Sn. 2B, Other Liability, Claims Made
NONE

Sch. P, Pt. 6M, Sn. 1, International
NONE

Sch. P, Pt. 6M, Sn. 2, International
NONE

Page 85

Sch. P, Pt. 6N, Sn. 1, Reinsurance
NONE

Sch. P, Pt. 6N, Sn. 2, Reinsurance
NONE

Sch. P, Pt. 6O, Sn. 1, Reinsurance
NONE

Sch. P, Pt. 6O, Sn. 2, Reinsurance
NONE

Page 86

Sch. P, Pt. 6R, Sn. 1A, Products Liability, Occurrence
NONE

Sch. P, Pt. 6R, Sn. 2A, Products Liability, Occurrence
NONE

Sch. P, Pt. 6R, Sn. 1B, Products Liability, Claims Made
NONE

Sch. P, Pt. 6R, Sn. 2B, Products Liability, Claims Made
NONE

Page 87

Sch. P, Pt. 7A, Sn. 1, Primary, Loss Sensitive Contracts
NONE

Sch. P, Pt. 7A, Sn. 2, Incurred Losses and Cost Containment Exp
NONE

Sch. P, Pt. 7A, Sn. 3, Bulk and Incurred But Not Reported Res.
NONE

Page 88

Sch. P, Pt. 7A, Sn. 4, Net Earned Premiums Reported
NONE

Sch. P, Pt. 7A, Sn. 5, Net Reserve for Premium Adjustments
NONE

Page 89

Sch. P, Pt. 7B, Sn. 1, Reinsurance Loss Sensitive Contracts
NONE

Sch. P, Pt. 7B, Sn. 2, Incurred Losses and Cost Containment Exp.
NONE

Sch. P, Pt. 7B, Sn. 3, Bulk Incurred But Not Reported Reserves
NONE

Page 90

Sch. P, Pt. 7B, Sn. 4, Net Earned Premiums Reported at Year End
NONE

Sch. P, Pt. 7B, Sn. 5, Net Reserve for Premium Adjustments
NONE

Sch. P, Pt. 7B, Sn. 6, Incurred Adjustable Commissions
NONE

Sch. P, Pt. 7B, Sn. 7, Reserves for Commission Adjustments
NONE

SCHEDULE P INTERROGATORIES

- 1. The following questions relate to yet-to-be-issued Extended Reporting Endorsements (EREs) arising from Death, Disability, or Retirement (DDR) provisions in Medical Professional Liability Claims Made insurance policies. EREs provided for reasons other than DDR are not to be included.
- 1.1 Does the company issue Medical Professional Liability Claims Made insurance policies that provide tail (also known as an extended reporting endorsement, or "ERE") benefits in the event of Death, Disability, or Retirement (DDR) at a reduced charge or at no additional cost? Yes () No (X)
 If the answer to question 1.1 is "no", leave the following questions blank. If the answer to question 1.1 is "yes", please answer the following questions:
- 1.2 What is the total amount of the reserve for that provision (DDR Reserve), as reported, explicitly or not, elsewhere in this statement (in dollars)? \$
- 1.3 Does the company report any DDR reserve as Unearned Premium Reserve per SSAP #65? Yes () No (X)
- 1.4 Does the company report any DDR reserve as loss or loss adjustment expense reserve? Yes () No (X)
- 1.5 If the company reports DDR reserve as Unearned Premium Reserve, does that amount match the figure on the Underwriting and Investment Exhibit, Part 1A - Recapitulation of all Premiums (Page 7) Column 2, Lines 11.1 plus 11.2? Yes () No () N/A (X)
- 1.6 If the company reports DDR reserve as loss or loss adjustment expense reserve, please complete the following table corresponding to where these reserves are reported in Schedule P:

Years in Which Premiums Were Earned and Losses Were Incurred	DDR Reserve Included in Schedule P, Part 1F, Medical Professional Liability Column 24: Total Net Losses and Expenses Unpaid	
	1 Section 1: Occurrence	2 Section 2: Claims-Made
1.601 Prior		
1.602 2000		
1.603 2001		
1.604 2002		
1.605 2003		
1.606 2004		
1.607 2005		
1.608 2006		
1.609 2007		
1.610 2008		
1.611 2009		
1.612 TOTALS		

- 2. The definition of allocated loss adjustment expenses (ALAE) and, therefore, unallocated loss adjustment expenses (ULAE) was changed effective January 1, 1998. This change in definition applies to both paid and unpaid expenses. Are these expenses (now reported as "Defense and Cost Containment" and "Adjusting and Other") reported in compliance with these definitions in this statement? Yes (X) No ()
- 3. The Adjusting and Other expense payments and reserves should be allocated to the years in which the losses were incurred based on the number of claims reported, closed and outstanding in those years. When allocating Adjusting and Other expense between companies in a group or a pool, the Adjusting and Other expense should be allocated in the same percentage used for the loss amounts and the claim counts. For reinsurers, Adjusting and Other expense assumed should be reported according to the reinsurance contract. For Adjusting and Other expense incurred by reinsurers, or in those situations where suitable claim count information is not available, Adjusting and Other expense should be allocated by a reasonable method determined by the company and described in Interrogatory 7, below. Are they so reported in this Statement? Yes (X) No ()
- 4. Do any lines in Schedule P include reserves that are reported gross of any discount to present value of future payments, and that are reported net of such discounts on Page 10? Yes () No (X)
 If yes, proper disclosure must be made in the Notes to Financial Statements, as specified in the Instructions. Also, the discounts must be reported in Schedule P - Part 1, Column 32 and Column 33.
 Schedule P must be completed gross of non-tabular discounting. Work papers relating to discount calculations must be available for examination upon request.
 Discounting is allowed only if expressly permitted by the state insurance department to which this Annual Statement is being filed.
- 5. What were the net premiums in force at the end of the year for: 5.1 Fidelity \$
 (in thousands of dollars) 5.2 Surety \$ 6,841
- 6. Claim count information is reported per claim or per claimant. (Indicate which). per Claim
 If not the same in all years, explain in Interrogatory 7.
- 7.1 The information provided in Schedule P will be used by many persons to estimate the adequacy of the current loss and expense reserves, among other things. Are there any especially significant events, coverage, retention or accounting changes that have occurred that must be considered when making such analyses? Yes () No (X)
- 7.2 An extended statement may be attached:

Page 93

Sch. T, Part 2, Interstate Compact

NONE

ANNUAL STATEMENT FOR THE YEAR 2009 OF THE Allegheny Casualty Company

SCHEDULE Y

PART 2 - SUMMARY OF INSURER'S TRANSACTIONS WITH ANY AFFILIATES

1	2	3	4	5	6	7	8	9	10	11	12	13
NAIC Company Code	Federal ID Number	Names of Insurers and Parent, Subsidiaries or Affiliates	Shareholder Dividends	Capital Contributions	Purchases, Sales or Exchanges of Loans, Securities, Real Estate, Mortgage Loans or Other Investments	Income/ (Disbursements) Incurred in Connection with Guarantees or Undertakings for the Benefit of any Affiliate(s)	Management Agreements and Service Contracts	Income/ (Disbursements) Incurred Under Reinsurance Agreements	*	Any Other Material Activity Not in the Ordinary Course of the Insurer's Business	Totals	Reinsurance Recoverable/ (Payable) on Losses and/or Reserve Credit Taken/ (Liability)
•	52-2063108	The Chestnut Group, Inc.						(22,882)			(22,882)	
13285	25-0315340	Allegheny Casualty Company						16,180			16,180	
	45-0508040	AIA Holdings, Inc.						6,702			6,702	
9999999	- CONTROL TOTALS											

If the nature of the transactions reported in Part 2 requires explanation, report such in the following explanatory note:

.....


SUPPLEMENTAL EXHIBITS AND SCHEDULES INTERROGATORIES

The following supplemental reports are required to be filed as part of your statement filing unless specifically waived by the domiciliary state. However, in the event that your domiciliary state waives the filing requirement, your response of WAIVED to the specific interrogatory will be accepted in lieu of filing a "NONE" report and a bar code will be printed below. If the supplement is required of your company but is not being filed for whatever reason, enter SEE EXPLANATION and provide an explanation following the interrogatory questions.

MARCH FILING	RESPONSES
1. Will an actuarial opinion be filed by March 1?	YES
EXPLANATION:	
BARCODE: Document Identifier 440:	
2. Will the Supplemental Compensation Exhibit be filed with the state of domicile by March 1?	YES
EXPLANATION:	
BARCODE: Document Identifier 460:	
3. Will the confidential Risk-based Capital Report be filed with the NAIC by March 1?	YES
EXPLANATION:	
BARCODE: Document Identifier 390:	
4. Will the confidential Risk-based Capital Report be filed with the state of domicile, if required, by March 1?	YES
EXPLANATION:	
BARCODE: Document Identifier 390:	
APRIL FILING	
5. Will the Insurance Expense Exhibit be filed with the state of domicile and the NAIC by April 1?	YES
EXPLANATION:	
BARCODE: Document Identifier 270:	
6. Will Management's Discussion and Analysis be filed by April 1?	YES
EXPLANATION:	
BARCODE: Document Identifier 350:	
7. Will the Supplemental Investment Risks Interrogatories be filed by April 1?	YES
EXPLANATION:	
BARCODE: Document Identifier 285:	

SUPPLEMENTAL EXHIBITS AND SCHEDULES INTERROGATORIES (Continued)


The following supplemental reports are required to be filed as part of your statement filing unless specifically waived by the domiciliary state. However, in the event that your domiciliary state waives the filing requirement, your response of WAIVED to the specific interrogatory will be accepted in lieu of filing a "NONE" report and a bar code will be printed below. If the supplement is required of your company but is not being filed for whatever reason, enter SEE EXPLANATION and provide an explanation following the interrogatory questions.

	MAY FILING	RESPONSES
8. Will this company be included in a combined annual statement that is filed with the NAIC by May 1?		WAIVED
EXPLANATION:		
BARCODE: Document Identifier 201:	1 3 2 8 5 2 0 0 9 2 0 1 0 0 0 0 0	
		


	JUNE FILING	
9. Will an audited financial report be filed by June 1?		YES
EXPLANATION:		
BARCODE: Document Identifier 220:		

10. Will Accountants Letter of Qualifications be filed with the state of domicile and electronically with the NAIC by June 1?		YES
EXPLANATION:		
BARCODE: Document Identifier 221		


The following supplemental reports are required to be filed as part of your statement filing. However, in the event that your company does not transact the type of business for which the special report must be filed, your response of NO to the specific interrogatory will be accepted in lieu of filing a "NONE" report and a bar code will be printed below. If the supplement is required of your company but is not being filed for whatever reason, enter SEE EXPLANATION and provide an explanation following the interrogatory questions.

	MARCH FILING	
11. Will Schedule SIS (Stockholder Information Supplement) be filed with the state of domicile by March 1?		NO
EXPLANATION: Do not have 100 stockholders		
BARCODE: Document Identifier 420:	1 3 2 8 5 2 0 0 9 4 2 0 0 0 0 0 0	
		

12. Will the Financial Guaranty Insurance Exhibit be filed by March 1?		NO
EXPLANATION: Do not write Financial Guaranty Insurance		
BARCODE: Document Identifier 240:	1 3 2 8 5 2 0 0 9 2 4 0 0 0 0 0 0	
		

13. Will the Medicare Supplement Insurance Experience Exhibit be filed with the state of domicile and the NAIC by March 1?		NO
EXPLANATION: Do not write Medicare Insurance		
BARCODE: Document Identifier 360:	1 3 2 8 5 2 0 0 9 3 6 0 0 0 0 0 0	
		






14. Will Supplement A to Schedule T (Medical Malpractice Supplement) be filed by March 1?		NO
EXPLANATION: Do not write Medical Malpractice Insurance		
BARCODE: Document Identifier 455:	1 3 2 8 5 2 0 0 9 4 5 5 0 0 0 0 0	
		

15. Will the Trusteed Surplus Statement be filed with the state of domicile and the NAIC by March 1?		NO
EXPLANATION: Not a US Branch of an Alien Insurer		
BARCODE: Document Identifier 490:	1 3 2 8 5 2 0 0 9 4 9 0 0 0 0 0 0	
		

16. Will the Premiums Attributed to Protected Cells Exhibit be filed by March 1?		NO
EXPLANATION: Do not write Protected Cell Insurance		
BARCODE: Document Identifier 385:	1 3 2 8 5 2 0 0 9 3 8 5 0 0 0 0 0	
		

**SUPPLEMENTAL EXHIBITS AND SCHEDULES INTERROGATORIES
(Continued)**

The following supplemental reports are required to be filed as part of your statement filing. However, in the event that your company does not transact the type of business for which the special report must be filed, your response of NO to the specific interrogatory will be accepted in lieu of filing a "NONE" report and a bar code will be printed below. If the supplement is required of your company but is not being filed for whatever reason, enter SEE EXPLANATION and provide an explanation following the interrogatory questions.

MARCH FILING	RESPONSES
17. Will the Reinsurance Summary Supplemental Filing for General Interrogatory 9 be filed with the state of domicile and the NAIC by March 1?	NO
EXPLANATION: Negative response to general interrogatories, part 2, question 9	
BARCODE: Document Identifier 401:	1 3 2 8 5 2 0 0 9 4 0 1 0 0 0 0 0 
18. Will the Medicare Part D Coverage Supplement be filed with the state of domicile and the NAIC by March 1?	NO
EXPLANATION: Do not write Medicare Part D Insurance	
BARCODE: Document Identifier 365:	1 3 2 8 5 2 0 0 9 3 6 5 0 0 0 0 0 
19. Will the confidential Actuarial Opinion Summary be filed with the state of domicile, if required, by March 15 (or the date otherwise specified)?	YES
EXPLANATION:	
BARCODE: Document Identifier 441:	
20. Will the Reinsurance Attestation Supplement be filed with the state of domicile and the NAIC by March 1?	YES
EXPLANATION:	
BARCODE: Document Identifier 399:	
21. Will the Exceptions to the Reinsurance Attestation Supplement be filed with the state of domicile by March 1?	NO
EXPLANATION: No exceptions	
BARCODE: Document Identifier 400:	1 3 2 8 5 2 0 0 9 4 0 0 0 0 0 0 0 
22. Will the Bail Bond Supplement be filed with the state of domicile and the NAIC by March 1?	YES
EXPLANATION:	
BARCODE: Document Identifier 500:	
APRIL FILING	
23. Will the Credit Insurance Experience Exhibit be filed with the state of domicile and the NAIC by April 1?	NO
EXPLANATION: Do not write Credit Insurance	
BARCODE: Document Identifier 230:	1 3 2 8 5 2 0 0 9 2 3 0 0 0 0 0 0 
24. Will the Long-term Care Experience Reporting Forms be filed with the state of domicile and the NAIC by April 1?	NO
EXPLANATION: Do not write Long-term Care Insurance	
BARCODE: Document Identifier 330:	1 3 2 8 5 2 0 0 9 3 3 0 0 0 0 0 0 
25. Will the Accident and Health Policy Experience Exhibit be filed by April 1?	NO
EXPLANATION: Do not write Accident & Health Insurance	
BARCODE: Document Identifier 210:	1 3 2 8 5 2 0 0 9 2 1 0 0 0 0 0 0 

ANNUAL STATEMENT FOR THE YEAR 2009 OF THE Allegheny Casualty Company



BAIL BOND SUPPLEMENT

For The Year Ended December 31, 2009
(To be filed by March 1)

NAIC Group Code: 0000

NAIC Company Code: 13285

If the reporting entity writes any bail bond business, please provide the following:

1. Is the bail bond premium reported on a gross basis? Yes (X) No ()
2. If the answer to #1 was no, was a permitted practice granted to the reporting entity? Yes () No (X)
3. If the answer to #2 was no, please explain
.....
4. What bond life is used to calculate unearned premium in days? 45
5. Are any amounts charged to the consumer excluded from Gross Premiums? Yes (X) No ()
6. If the answer to #5 was Yes, please explain
Agents' balances
7. Do the agents have ongoing performance obligations on the bond after execution? Yes () No (X)
8. If the answer to #7 is Yes, please describe the nature of the agents' continuing obligations
.....

500

	Current Year	% of GPW		Prior Year	% of GPW
9. Face amount of bail bonds written	\$ 743,733,366			\$ 705,195,971	
10. Direct Premiums Written (Gross)	\$ 25,459,764			\$ 31,815,891	
11. Commissions and Brokerage Expenses	\$	%		\$	%
12. Premium Written Net of Agent Commissions and Brokerage Expenses (Line 10 minus Line 11 should equal line 12)	\$ 25,459,764	%		\$ 31,815,891	%
		% of GPE	% of NPE		% of GPE % of NPE
13. Direct Premiums Earned (Gross)	\$ 25,797,457			\$ 32,503,516	
14. Premium Earned Net of Agent Commissions and Brokerage Expenses	\$ 25,797,457			\$ 32,503,516	
15. Direct Unearned Premium Reserves	\$ 2,718,288	10.5 %	10.5 %	\$ 3,055,981	9.4 % 9.4 %
16. Direct Losses Paid (deducting salvage)	\$	%	%	\$	% %
17. Direct Losses Incurred	\$	%	%	\$	% %
18. Direct Losses Unpaid	\$	%	%	\$	% %
19. Direct Defense and Cost Containment Expense Paid	\$	%	%	\$	% %
20. Direct Defense and Cost Containment Expense Incurred	\$	%	%	\$	% %
21. Direct Defense and Cost Containment Expense Unpaid	\$	%	%	\$	% %
22. Taxes, Licenses and Fees	\$ 1,144,283	4.4 %	4.4 %	\$ 1,184,972	3.6 % 3.6 %

Build-up Fund Information:

23. Build-Up Fund account balances as of beginning of period	\$ 12,428,852		\$ 11,442,268
24. Gross deposits to BUF Accounts (including interest earned)	\$ 6,993,962		\$ 8,993,226
25. Gross withdrawals from Build-up Fund accounts	\$ 6,136,695		\$ 8,006,642
26. Build-Up Fund account balances as of end of period (Line 23 plus line 24 minus line 25)	\$ 13,286,119		\$ 12,428,852

Property and Casualty

Annual Statement Blank Alphabetical Index

Assets	2	Schedule F - Part 4	23
Cash Flow	5	Schedule F - Part 5	24
Exhibit of Capital Gains (Losses)	12	Schedule F - Part 6	25
Exhibit of Net Investment Income	12	Schedule F - Part 7	26
Exhibit of Nonadmitted Assets	13	Schedule F - Part 8	27
Exhibit of Premiums and Losses (State Page)	19	Schedule H - Accident and Health Exhibit - Part 1	28
Five-Year Historical Data	17	Schedule H - Parts 2, 3, and 4	29
General Interrogatories	15	Schedule H - Part 5 - Health Claims	30
Jurat Page	1	Schedule P - Part 1 - Summary	31
Liabilities, Surplus and Other Funds	3	Schedule P - Parts 2, 3, and 4 - Summary	32
Notes To Financial Statements	14	Schedule P - Part 1A - Homeowners/Farmowners	33
Overflow Page For Write-ins	97	Schedule P - Part 1B - Private Passenger Auto Liability/Medical	34
Schedule A - Part 1	E01	Schedule P - Part 1C - Commercial Auto/Truck Liability/Medical	35
Schedule A - Part 2	E02	Schedule P - Part 1D - Workers' Compensation	36
Schedule A - Part 3	E03	Schedule P - Part 1E - Commercial Multiple Peril	37
Schedule A - Verification Between Years	SI02	Schedule P - Part 1F - Section 1 - Medical Professional Liability - Occurrence	38
Schedule B - Part 1	E04	Schedule P - Part 1F - Section 2 - Medical Professional Liability - Claims-Made	39
Schedule B - Part 2	E05	Schedule P - Part 1G - Special Liability (Ocean, Marine, Aircraft (All Perils), Boiler and Machinery)	40
Schedule B - Part 3	E06	Schedule P - Part 1H - Section 1 - Other Liability - Occurrence	41
Schedule B - Verification Between Years	SI02	Schedule P - Part 1H - Section 2 - Other Liability - Claims-Made	42
Schedule BA - Part 1	E07	Schedule P - Part 1I - Special Property (Fire, Allied Lines, Inland Marine, Earthquake, Burglary and Theft)	43
Schedule BA - Part 2	E08	Schedule P - Part 1J - Auto Physical Damage	44
Schedule BA - Part 3	E09	Schedule P - Part 1K - Fidelity/Surety	45
Schedule BA - Verification Between Years	SI03	Schedule P - Part 1L - Other (Including Credit, Accident and Health)	46
Schedule D - Part 1	E10	Schedule P - Part 1M - International	47
Schedule D - Part 1A - Section 1	SI05	Schedule P - Part 1N - Reinsurance	48
Schedule D - Part 1A - Section 2	SI08	Schedule P - Part 1O - Reinsurance	49
Schedule D - Part 2 - Section 1	E11	Schedule P - Part 1P - Reinsurance	50
Schedule D - Part 2 - Section 2	E12	Schedule P - Part 1R - Section 1 - Products Liability - Occurrence	51
Schedule D - Part 3	E13	Schedule P - Part 1R - Section 2 - Products Liability - Claims-Made	52
Schedule D - Part 4	E14	Schedule P - Part 1S - Financial Guaranty/Mortgage Guaranty	53
Schedule D - Part 5	E15	Schedule P - Part 1T - Warranty	54
Schedule D - Part 6 - Section 1	E16	Schedule P - Part 2A - Homeowners/Farmowners	55
Schedule D - Part 6 - Section 2	E16	Schedule P - Part 2B - Private Passenger Auto Liability/Medical	55
Schedule D - Summary By Country	SI04	Schedule P - Part 2C - Commercial Auto/Truck Liability/Medical	55
Schedule D - Verification Between Years	SI03	Schedule P - Part 2D - Workers' Compensation	55
Schedule DA - Part 1	E17	Schedule P - Part 2E - Commercial Multiple Peril	55
Schedule DA - Verification Between Years	SI11	Schedule P - Part 2F - Section 1 - Medical Professional Liability - Occurrence	56
Schedule DB - Part A - Section 1	E18	Schedule P - Part 2F - Section 2 - Medical Professional Liability - Claims-Made	56
Schedule DB - Part A - Section 2	E18	Schedule P - Part 2G - Special Liability (Ocean Marine, Aircraft (All Perils), Boiler and Machinery)	56
Schedule DB - Part A - Section 3	E19	Schedule P - Part 2H - Section 1 - Other Liability - Occurrence	56
Schedule DB - Part A - Verification Between Years	SI12	Schedule P - Part 2H - Section 2 - Other Liability - Claims-Made	56
Schedule DB - Part B - Section 1	E19	Schedule P - Part 2I - Special Property (Fire, Allied Lines, Inland Marine, Earthquake, Burglary and Theft)	57
Schedule DB - Part B - Section 2	E20	Schedule P - Part 2J - Auto Physical Damage	57
Schedule DB - Part B - Section 3	E20	Schedule P - Part 2K - Fidelity/Surety	57
Schedule DB - Part B - Verification Between Years	SI12	Schedule P - Part 2L - Other (Including Credit, Accident and Health)	57
Schedule DB - Part C - Section 1	E21	Schedule P - Part 2M - International	57
Schedule DB - Part C - Section 2	E21	Schedule P - Part 2N - Reinsurance	58
Schedule DB - Part C - Section 3	E22	Schedule P - Part 2O - Reinsurance	58
Schedule DB - Part C - Verification Between Years	SI13	Schedule P - Part 2P - Reinsurance	58
Schedule DB - Part D - Section 1	E22	Schedule P - Part 2R - Section 1 - Products Liability - Occurrence	59
Schedule DB - Part D - Section 2	E23	Schedule P - Part 2R - Section 2 - Products Liability - Claims-Made	59
Schedule DB - Part D - Section 3	E23	Schedule P - Part 2S - Financial Guaranty/Mortgage Guaranty	59
Schedule DB - Part D - Verification Between Years	SI13	Schedule P - Part 2T - Warranty	59
Schedule DB - Part E - Section 1	E24	Schedule P - Part 3A - Homeowners/Farmowners	60
Schedule DB - Part E - Verification	SI13	Schedule P - Part 3B - Private Passenger Auto Liability/Medical	60
Schedule DB - Part F - Section 1	SI14	Schedule P - Part 3C - Commercial Auto/Truck Liability/Medical	60
Schedule DB - Part F - Section 2	SI15	Schedule P - Part 3D - Workers' Compensation	60
Schedule E - Part 1 - Cash	E25	Schedule P - Part 3E - Commercial Multiple Peril	60
Schedule E - Part 2 - Cash Equivalents	E26	Schedule P - Part 3F - Section 1 - Medical Professional Liability - Occurrence	61
Schedule E - Part 3 - Special Deposits	E27	Schedule P - Part 3F - Section 2 - Medical Professional Liability - Claims-Made	61
Schedule E - Verification Between Years	SI16		
Schedule F - Part 1	20		
Schedule F - Part 2	21		
Schedule F - Part 3	22		

Property and Casualty Annual Statement Blank Alphabetical Index (cont.)

<p>Schedule P - Part 3G - Special Liability (Ocean Marine, Aircraft (All Perils), Boiler and Machinery) 61</p> <p>Schedule P - Part 3H - Section 1 - Other Liability - Occurrence 61</p> <p>Schedule P - Part 3H - Section 2 - Other Liability - Claims-Made 61</p> <p>Schedule P - Part 3I - Special Property (Fire, Allied Lines, Inland Marine, Earthquake, Burglary and Theft) 62</p> <p>Schedule P - Part 3J - Auto Physical Damage 62</p> <p>Schedule P - Part 3K - Fidelity/Surety 62</p> <p>Schedule P - Part 3L - Other (Including Credit, Accident and Health) 62</p> <p>Schedule P - Part 3M - International 62</p> <p>Schedule P - Part 3N - Reinsurance 63</p> <p>Schedule P - Part 3O - Reinsurance 63</p> <p>Schedule P - Part 3P - Reinsurance 63</p> <p>Schedule P - Part 3R - Section 1 - Products Liability - Occurrence 64</p> <p>Schedule P - Part 3R - Section 2 - Products Liability - Claims-Made 64</p> <p>Schedule P - Part 3S - Financial Guaranty/Mortgage Guaranty 64</p> <p>Schedule P - Part 3T - Warranty 64</p> <p>Schedule P - Part 4A - Homeowners/Farmowners 65</p> <p>Schedule P - Part 4B - Private Passenger Auto Liability/Medical 65</p> <p>Schedule P - Part 4C - Commercial Auto/Truck Liability/Medical 65</p> <p>Schedule P - Part 4D - Workers' Compensation 65</p> <p>Schedule P - Part 4E - Commercial Multiple Peril 65</p> <p>Schedule P - Part 4F - Section 1 - Medical Professional Liability - Occurrence 66</p> <p>Schedule P - Part 4F - Section 2 - Medical Professional Liability - Claims-Made 66</p> <p>Schedule P - Part 4G - Special Liability (Ocean Marine, Aircraft (All Perils), Boiler and Machinery) 66</p> <p>Schedule P - Part 4H - Section 1 - Other Liability - Occurrence 66</p> <p>Schedule P - Part 4H - Section 2 - Other Liability - Claims-Made 66</p> <p>Schedule P - Part 4I - Special Property (Fire, Allied Lines, Inland Marine, Earthquake, Burglary and Theft) 67</p> <p>Schedule P - Part 4J - Auto Physical Damage 67</p> <p>Schedule P - Part 4K - Fidelity/Surety 67</p> <p>Schedule P - Part 4L - Other (Including Credit, Accident and Health) 67</p> <p>Schedule P - Part 4M - International 67</p> <p>Schedule P - Part 4N - Reinsurance 68</p> <p>Schedule P - Part 4O - Reinsurance 68</p> <p>Schedule P - Part 4P - Reinsurance 68</p> <p>Schedule P - Part 4R - Section 1 - Products Liability - Occurrence 69</p> <p>Schedule P - Part 4R - Section 2 - Products Liability - Claims-Made 69</p> <p>Schedule P - Part 4S - Financial Guaranty/Mortgage Guaranty 69</p> <p>Schedule P - Part 4T - Warranty 69</p> <p>Schedule P - Part 5A - Homeowners/Farmowners 70</p> <p>Schedule P - Part 5B - Private Passenger Auto Liability/Medical 71</p> <p>Schedule P - Part 5C - Commercial Auto/Truck Liability/Medical 72</p> <p>Schedule P - Part 5D - Workers' Compensation 73</p> <p>Schedule P - Part 5E - Commercial Multiple Peril 74</p> <p>Schedule P - Part 5F - Medical Professional Liability - Claims-Made 76</p> <p>Schedule P - Part 5F - Medical Professional Liability - Occurrence 75</p> <p>Schedule P - Part 5H - Other Liability - Claims-Made 78</p> <p>Schedule P - Part 5H - Other Liability - Occurrence 77</p> <p>Schedule P - Part 5R - Products Liability - Claims-Made 80</p> <p>Schedule P - Part 5R - Products Liability - Occurrence 79</p> <p>Schedule P - Part 5T - Warranty 81</p> <p>Schedule P - Part 6C - Commercial Auto/Truck Liability/Medical 82</p> <p>Schedule P - Part 6D - Workers' Compensation 82</p> <p>Schedule P - Part 6E - Commercial Multiple Peril 83</p> <p>Schedule P - Part 6H - Other Liability - Claims-Made 84</p> <p>Schedule P - Part 6H - Other Liability - Occurrence 83</p> <p>Schedule P - Part 6M - International 84</p> <p>Schedule P - Part 6N - Reinsurance 85</p> <p>Schedule P - Part 6O - Reinsurance 85</p> <p>Schedule P - Part 6R - Products Liability - Claims-Made 86</p> <p>Schedule P - Part 6R - Products Liability - Occurrence 86</p> <p>Schedule P - Part 7A - Primary Loss Sensitive Contracts 87</p> <p>Schedule P - Part 7B - Reinsurance Loss Sensitive Contracts 89</p> <p>Schedule P Interrogatories 91</p>	<p>Schedule T - Exhibit of Premiums Written 92</p> <p>Schedule T - Part 2 - Interstate Compact 93</p> <p>Schedule Y - Information Concerning Activities of Insurer Members of a Holding Company Group 94</p> <p>Schedule Y - Part 2 - Summary of Insurer's Transactions With Any Affiliates 95</p> <p>Statement of Income 4</p> <p>Summary Investment Schedule SI01</p> <p>Supplemental Exhibits and Schedules Interrogatories 96</p> <p>Underwriting and Investment Exhibit Part 1 6</p> <p>Underwriting and Investment Exhibit Part 1A 7</p> <p>Underwriting and Investment Exhibit Part 1B 8</p> <p>Underwriting and Investment Exhibit Part 2 9</p> <p>Underwriting and Investment Exhibit Part 2A 10</p> <p>Underwriting and Investment Exhibit Part 3 11</p>
--	--